

ATCC

Alcohol, Tobacco, and Cannabis Commission

2024

Alcohol and Tobacco Tax Annual Report



Hon. Wes Moore
Governor

Hon. Aruna K. Miller
Lt. Governor

Jeffrey A. Kelly
Executive Director

Alan Silverstein
Chairman

Eric Morrisette
Vice Chair

Robert Poole
Secretary

Betty Buck
Commissioner

Dourakine Rosarion
Commissioner

1215 East Fort Avenue, Suite 300
Baltimore, Maryland, 21230

ATCC

Alcohol, Tobacco, and Cannabis Commission



The Honorable Wes Moore

Governor
State House
100 State Circle
Annapolis, Maryland 21401

The Honorable Bill Ferguson

President
Senate of Maryland State
House, H-107
Annapolis, Maryland 21401

The Honorable Adrienne A. Jones

Speaker
Maryland House of Delegates
State House, H-101
Annapolis, Maryland 21401


RE: Reports required by State Government Article §1-316 (MSAR #12014)

Dear Elected Officials:

Pursuant to §1- 316 of the Alcoholic Beverages and Cannabis Article of the Annotated Code of Maryland, the FY 2024 report furnishes general information and data about the administration and collection of tax revenue, licensing and regulation, and other-related items, including consumption and local alcoholic beverage statistics. All tax revenue data and other related items are provided by the Comptroller of Maryland.

If you have any questions or need additional information, please do not hesitate to contact the Alcohol, Tobacco, and Cannabis Commission directly at 443-300-6990.

Sincerely,

A handwritten signature in black ink, appearing to read "JA Kelly", with a stylized flourish at the end.

Jeffrey A. Kelly
Executive Director

CC: Sarah Albert, Department of Legislative Services (5 copies)

The Honorable Pamela Beidle
Senate Finance Committee
3 E Miller Senate Office Building
Annapolis, Maryland 21401

The Honorable C. T. Wilson
Economic Matters Committee
Maryland House of Delegates
House, H-231
Annapolis, Maryland 21401


RE: Reports required by the Brewery Modernization Act of 2019
(MSAR #14703, #14608, #14609, #14610)

Dear Elected Officials:

Pursuant to the Brewery Modernization Act of 2019, enclosed within this report on pages 33, 34, and 35, is the Annual Brewers' Report. This report contains accumulated data from Maryland manufacturing license holders on their total beer production and total on-site consumption under an on-site consumption permit, a Class D beer license, or an equivalent license in the preceding fiscal year.

If you have any questions or need additional information, please do not hesitate to contact the Alcohol, Tobacco, and Cannabis Commission directly at 443-300-6990.

Sincerely,

A handwritten signature in black ink that reads "JA Kelly". The signature is stylized, with the first letters of the first and last names being capitalized and prominent.

Jeffrey A. Kelly
Executive Director

CC: Sarah Albert, Department of Legislative Services (5 copies)

TABLE OF CONTENTS

Introduction	7
2024 Legislative Session	8
Alcoholic Beverages - Statewide	9
Alcoholic Beverages - Local Bills	10
Tobacco - Statewide	15
Cannabis - Statewide	15
State Revenue	17
State Gross Revenue 1933-2024	18
Gross Revenue Net Of Refunds	20
Alcoholic Beverages Revenue Page	21
Tobacco Revenue	22
Alcohol Licenses	24
Tobacco Licenses	26
Alcohol Permits	27
Per Capita Consumption - Alcoholic Beverages	28
Per Capita Tax Dollars	29
Cigarettes Sales Statewide	30
Wholesale Alcoholic Beverage Sales	31
Gallonage Sales	32
Annual Brewers' Report FY2024	33
Summary Of Activities	36
Bulk Transfer Permits	38
State Of Maryland Area And Population Chart	39
State Of Maryland Alcoholic Beverage Restrictions	40
Local Revenue - Liquor Boards And County Dispensaries	41
Retail Licenses Issued Summary	42
Retail License Local Liquor Boards	43
Retail Licenses Violations Based On Reports Received	44
Retail Alcoholic Beverages Licenses	46
State Of Maryland Listing Of Jurisdiction	47
State Of Maryland Liquor Control Boards	49
State Of Maryland Clerks Of The Court	50

INTRODUCTION

FISCAL YEAR 2024

The Comptroller of Maryland is responsible for collecting the alcoholic beverages and tobacco tax, and the Alcohol, Tobacco, and Cannabis Commission (ATCC) is responsible for regulation and enforcement of the State's alcoholic beverages and tobacco laws.

This annual report provides data and statistics related to both the tax collection function of the Comptroller of Maryland and the regulatory function of the Alcohol, Tobacco, and Cannabis Commission. All information in this report, including but not limited to revenue, licensure, and other regulatory activities are for fiscal year 2024 (July 1, 2023, through June 30, 2024).

This report additionally contains the Annual Brewers' Report pursuant to the Brewery Modernization Act of 2019. This report contains accumulated data from Maryland manufacturing license holders on their total beer production and total on-site consumption under an on-site consumption permit, a Class D beer license, or an equivalent license in the preceding fiscal year.

TAXES

The Maryland Alcoholic Beverages Tax is imposed at the following rates:

- ▶ **Distilled Spirits:** \$ 1.50/gallon or 39.63 cents/liter
- ▶ **Wine:** \$ 0.40/gallon or 10.57 cents/liter
- ▶ **Beer, Hard Cider, and Mead:** \$ 0.09/gallon or 2.3778 cents/liter

Flavored Malt Beverages (FMBs) are taxed at the same rate as beer. If distilled spirits contain a percentage of alcohol greater than 100 proof, or 50% alcohol, an additional tax for each 1 proof over 100 proof is 1.5 cents for each gallon or 0.3963 cents for each liter.

Local jurisdictions are prohibited from imposing an alcohol tax. After paying refunds and the administrative costs of the Comptroller, alcohol beverage taxes are distributed to the General Fund of the State.

The Maryland Tobacco Tax is imposed on cigarettes and other tobacco products. Local jurisdictions are prohibited from imposing a tobacco tax on cigarettes. From July 1, 2020, through March 13, 2021, the tobacco tax rate for cigarettes was \$2.00 on a 20-cigarette pack, an additional \$ 0.10 cent tax for each cigarette in a package of more than 20 cigarettes, and a \$ 0.10 cent tax for each cigarette in a package of free sample cigarettes. If the cigarette pack has 10 or fewer cigarettes, the tax was \$ 1.00 for each pack. Effective March 14, 2021, the tobacco tax rate for cigarettes was \$3.75 for each package of 20 cigarettes and 17.5 cents for each cigarette in a package of more than 20 cigarettes. The tax rate changed July 1, 2024, to \$5.00 per package of 20 cigarettes and 25 cents per cigarette in a package of more than 20.

The tax rate for OTP is a percentage of the wholesale price, which means the price for which a wholesaler buys other tobacco products, exclusive of any discount, trade allowance, rebate, or other reduction.

From July 1, 2020, through March 13, 2021, the tax rate for OTP was 30% of the wholesale price, which means the price for which a wholesaler buys other tobacco products, exclusive of any discount, trade allowance, rebate, or other reduction. The tobacco tax rate for cigars was 70% of the wholesale price of the cigars. The tobacco tax rate for premium cigars was 15% of the wholesale price of the premium cigars. Effective March 14, 2021, the tax rate for OTP was 53% of the wholesale price of the tobacco products. The tobacco tax rate for cigars is 70% of the wholesale price of the cigars. The tobacco tax rate for premium cigars is 15% of the wholesale price of the premium cigars. The tobacco tax rate for pipe tobacco is 30% of the wholesale price of the pipe tobacco. The tax rate changed July 1, 2024, for OTP to 60% of the wholesale price of the tobacco products.

Tobacco tax revenues are used to pay for refunds, and the Comptroller's administrative costs, with the balance distributed to the General Fund of the State.

REVENUE

Total net receipts from alcoholic beverages and tobacco licenses and permit fees, and miscellaneous income for fiscal year 2024, is \$ 443,062,403. Compared to fiscal year 2023, fiscal year 2024 tax revenues indicate the following changes: a 0.1% decrease in distilled spirits; a 13.7% decrease in wine; and a 6.1% decrease in beer.

The net receipt from the sales of cigarette tax stamps in the amount of \$ 343,638,669 reflects a 12% decrease from fiscal year 2023. The net receipt from Other Tobacco Products tobacco tax is \$ 61,422,290, an increase of 5% compared to fiscal year 2023. Other Tobacco Products include chewing tobacco, moist snuff, pipe tobacco, cigars, and roll-your-own tobacco.

Tobacco taxes provided the largest percentage of net receipts at 77.56%, compared to alcoholic beverages tax revenues. As a percentage of net tax revenue, distilled spirits accounted for 5.23%, wine accounted for 1.28%, and beer accounted for 1.56%. Other tobacco products tax accounted for 13.86% of the total tax revenues and Tobacco Floor Tax accounted for 0%.

The Alcohol, Tobacco, and Cannabis Commission (ATCC) issues alcoholic beverages manufacturer and wholesaler licenses, and various permits. Local liquor boards issue alcoholic beverages retail licenses. Cigarette manufacturer and wholesaler licenses are issued by the ATCC. The Clerks of the Court issue cigarette retail licenses and, as of May 1, 2011, OTP retailer licenses and tobacconist licenses.

The tobacco license fees collected consist of cigarette manufacturer, cigarette wholesaler, other tobacco products manufacturer, and other tobacco products wholesaler licenses issued by the ATCC.

Alcohol and tobacco license fees are paid to the General Fund. Cigarette license fees are to be used to administer the law and enforce the Maryland Cigarette Sales Below Cost Act.

A dark, high-contrast photograph of the Maryland State Capitol building. The building features a prominent dome and a portico with columns. In the foreground, a statue of a man in a long coat stands on a pedestal. The image is mostly black, with the building and statue appearing in a dark, muted color.

2024

LEGISLATIVE SESSION



ALCOHOLIC BEVERAGES

STATEWIDE

HB1083/SB1001

Alcoholic Beverages - Class 4 Limited Winery License - Requirements and Authorizations

These bills alter the cultivation and production requirements applicable to holders of Class 4 limited winery licenses by defining “Maryland-grown agricultural product” and using that more expansive term for the Maryland content requirements applicable to Class 4 limited wineries. The bills also alter the standards for the purchase of specific wine by a license holder and require the finished wine being purchased by the license holder to be made entirely of Maryland agricultural products fermented by a licensed manufacturer Effective Date: July 1, 2024

HB1217/SB1041

Alcoholic Beverages - Breweries, Wineries, and Distilleries - Direct Delivery

This bill allows a winery to deliver directly to a consumer in the State under a new direct wine delivery permit issued by ATCC. Similarly, the bill further establishes a new direct beer delivery permit and a new direct liquor delivery permit authorizing the direct delivery of beer and liquor to a consumer in the State, as specified. The bill also repeals restrictions on the maximum amount of alcoholic beverages a consumer may buy when visiting Class 1 distilleries and Class 5 breweries and requires holders of specified manufacturer’s licenses to report certain information to ATCC each year. Effective Date: July 1, 2024

HB808/SB456

Alcoholic Beverages – Retail Delivery – Local Delivery Service Permit

This bill establishes a local delivery service permit in jurisdictions where a local licensing board has adopted regulations authorizing the delivery of alcoholic beverages by a third-party contractor, an independent contractor, or an agent. The local delivery service permit holder may deliver alcoholic beverages from a retail license holder authorized to deliver alcoholic beverages to an individual only in the jurisdiction where the retail license holder is located. Effective Date: July 1, 2024.

Continue →

ALCOHOLIC BEVERAGES

LOCAL BILLS**HB1205/SB1133****Allegany County - Class BWLT Tasting Permit**

This bill establishes a Class BWLT beer, wine, and liquor tasting permit that authorizes the permit holder to allow the on-premises consumption, for tasting, of beer, wine, and liquor. Effective Date: July 1, 2024.

HB1330/SB1176**Allegany County - Alcoholic Beverages - Underage Employees**

This bill authorizes an alcoholic beverages license holder in Allegany County to employ an individual who is 16 or 17 years old, as long as that individual does not sell or serve alcoholic beverages. Effective Date: July 1, 2024.

HB1464/SB22**Baltimore City - Alcoholic Beverages - Board of License Commissioners**

This bill requires the Governor, instead of the Mayor of Baltimore City or the President of the Baltimore City Council, to appoint, fill a vacancy, and remove members of the board of license commissioners, as specified. The bill also clarifies that members of the board are subject to State ethics laws. In addition, the bill provides that the executive secretary and deputy executive secretary of the board may qualify for these positions if they have served in Baltimore City government for a minimum of five years immediately preceding their appointment as an alternative to the existing city residency requirement. Effective Date: July 1, 2024

HB335/SB45**Baltimore City - 45th Alcoholic Beverages District - Alcoholic Beverages - B-D-7 Licenses - Hours of Sale**

This bill alters a specified geographic area in the 45th alcoholic beverages district in Baltimore City where (1) a holder of a Class B-D-7 beer, wine, and liquor license may not sell alcoholic beverages before 9 a.m. or after 10 p.m. and (2) a license holder, other than licensees specified, may not sell alcoholic

beverages before 9 a.m. or after 10 p.m. and may not extend the hours of sale if they begin later than 9 a.m. or end before 10 p.m. Effective Date: June 1, 2024

HB733/SB895**Baltimore City - Alcoholic Beverages - Licensing Fees**

This bill (1) increases annual, supplementary, and other alcoholic beverages licensing fees for specified licenses in Baltimore City; (2) authorize the board of license commissioners to set per diem and annual licensing fees for specified licenses; and (3) increase renewal application fees for all alcoholic beverages licenses. Effective Date: July 1, 2024.

HB1235/SB1079**Baltimore City - Alcoholic Beverages - License Extensions**

This bill specify that a Class B-D-7 license issued for a premises in the 5517 block of Harford Road must be considered unexpired until July 1, 2025, for the purpose of transfer to another owner at this location, if the applicant enters into a memorandum of understanding (MOU) with the Hamilton Community Association. The bills also specify that a Class B-D-7 license issued for a premises in the 2200 block of East Fayette Street must be considered unexpired until July 1, 2025, for the purposes of renewal to the current license year, and transfer to a different applicant at this location, if the applicant enters into an MOU with the Cleaning, Active, Restoring, Efforts Community Association, as specified. Effective Date: July 1, 2024

HB1198/SB1008**Baltimore City - Alcoholic Beverages - 40th Alcoholic Beverages District - Revisions**

This bill establishes a Class M-F (Municipal Family Fun Center) alcoholic beverages license in the 40th alcoholic beverages district in Baltimore City and authorize the board of license commissioners to issue a license for use at a municipal bowling alley and skating rink in a specified area in the 40th district. Additionally, the bills authorize the issuance of a Class B beer, wine, and liquor license in a specified area in the 40th district under certain circumstances and authorize an extension of the expiration date of a Class A license in a specified area in the 40th district for the purpose of renewal. Effective Date: July 1, 2024

HB1052/SB1100**Baltimore City - Alcoholic Beverages - 46th Alcoholic Beverages District - Revisions**

This bill authorizes the issuance of a total of 10 new Class B-D-7 licenses and a total of 2 new Class A-7 licenses within a certain bounded area; providing that, in the 46th alcoholic beverages district in Baltimore City, a certain license may be issued and an existing license may be moved to a building that is within 300 feet of a place of worship or school under certain circumstances; prohibiting the Board from authorizing a license for a recipient of a certain State grant. Effective Date: July 1, 2024

HB1089/SB904**Baltimore City - Alcoholic Beverages - Class B Beer, Wine, and Liquor Licenses**

This bill authorizes the board of license commissioners to issue a Class B beer, wine, and liquor license for use by a restaurant in ward 4, precincts 1 and 2 of Baltimore City. The licensee may not sell alcoholic beverages for off-premises consumption, except under a refillable container permit for draft beer, as specified. No new licenses may be issued after June 30, 2028, but then-existing licenses may be renewed. Effective Date: July 1, 2024.

SB1010**Baltimore County - Alcoholic Beverages - Individual Storage Permits**

This bill requires retailers in Baltimore County to have written approval from the board of license commissioners before applying to the Executive Director of the Alcohol, Tobacco, and Cannabis Commission for an individual storage permit. Effective Date: July 1, 2024.

HB1269**Baltimore County - Alcoholic Beverages - License Applications - Notice**

This bill clarifies that the board of license commissioners must publish notice of an application for an alcoholic beverages license two times in two successive weeks in one newspaper of general circulation in Baltimore County. However, the bill

allows the board to fulfill the notice requirement by posting notice of an application hearing online at least 14 days before the application hearing date instead of publishing the notice in a local newspaper. Effective Date: July 1, 2024.

HB363/SB529**Caroline County - Alcoholic Beverages - Beer, Wine, and Liquor Tasting License**

This bill alters the 1-day beer and wine tasting (BWT) license in Caroline County to be a 1-day beer, wine, and liquor tasting (BWL) license; altering certain qualifications for the license; and altering the amounts of alcoholic beverages an individual may consume at a tasting. Effective Date: July 1, 2024.

HB362/SB531**Caroline County - Alcoholic Beverages - Barbershop and Beauty Salon License**

This bill establishes a barbershop and beauty salon beer and wine license in Caroline County; authorizing the Board of License Commissioners for Caroline County to issue the license to a holder of a certain barbershop or beauty salon permit; establishing a licensing fee of \$100; etc. Effective Date: July 1, 2024.

SB964**Carroll County - Alcoholic Beverages Licenses - Alcohol Awareness Training**

This bill requires the holder of a Class B or Class D alcoholic beverages license in Carroll County or an individual designated by the license holder who has completed training in an approved alcohol awareness program to be present on the licensed premises at certain times when alcoholic beverages may be sold; providing for certain penalties; and requiring at least one license holder to maintain alcohol awareness program certification while listed on the license. Effective Date: July 1, 2024.

HB586/SB563**Frederick County - Alcoholic Beverages - Weinberg Center/New Spires Arts Stages Beer, Wine, and Liquor License**

This bill alters the Class C (Weinberg Center) beer, wine, and liquor license in Frederick County to be the Class C (Weinberg

Continue →

ALCOHOLIC BEVERAGES

LOCAL BILLS *Continued*

Center/New Spires Arts Stages) beer, wine, and liquor license; expanding the licensed premises to include the New Spires Arts Stages; altering the officials who may sign a certain license application; authorizing the license holder to sell beer, wine, and liquor at an event held by an outside group that has rented the Weinberg Arts Center or the New Spires Arts Stages; etc. Effective Date: July 1, 2024.

HB588/SB560**Frederick County - Municipal Golf Course License**

This bill authorizes the Frederick County Board of License Commissioners to issue a municipal golf course license to an official of the City of Frederick designated by the Mayor of the City of Frederick; and authorizing the Board to transfer the license to a different city official designated by the Mayor under certain circumstances. Effective Date: July 1, 2024.

HB770/SB770**Frederick County - Stadium License**

This bill authorizes the holder of a stadium license in Frederick County to sell liquor for on-premises consumption in addition to beer and wine; and increasing the annual license fee for a stadium license in the county from \$2,000 to \$2,500. Effective Date: July 1, 2024.

HB1377**Frederick County - Class DBR License and Class DDS Permit**

This bill establishes in Frederick County a Class DBR brewery license and a Class DDS distillery permit; authorizing the Board of License Commissioners for Frederick County to issue to the holder of a certain brewery license a Class DBR license to sell certain amounts of beer for on-premises consumption; authorizing the Board to issue to the holder of a certain distillery license a Class DDS permit to sell certain amounts of alcoholic beverages for on-premises consumption; etc. Effective Date: July 1, 2024.

HB587/SB561**Frederick County - Alcoholic Beverages - Manufacturer's Limited Beer, Wine, and Liquor Permit**

This bill establishes a manufacturer's limited beer, wine, and liquor permit in Frederick County that authorizes the holder to allow a licensed caterer or other contracted party to provide sealed beer, wine, and liquor products not manufactured by the holder during private events for on-premises consumption, subject to certain restrictions; authorizing the Board of License Commissioners for Frederick County to issue a permit to holders of certain manufacturer's licenses; and requiring the Board to adopt certain regulations. Effective Date: July 1, 2024.

HB743/SB767**Frederick County - Alcoholic Beverages - Promoter's Permit**

This bill establishes a manufacturer's limited beer, wine, and liquor permit in Frederick County; authorizing the Board of License Commissioners for Frederick County to issue a permit to holders of certain manufacturer's licenses; establishing that the permit authorizes the holder to allow a licensed caterer or other contracted party to provide sealed beer, wine, and liquor products not manufactured by the holder during private events for on-premises consumption; and requiring the Board to adopt certain regulations. Effective Date: July 1, 2024.

SB428**Garrett County Alcoholic Beverages Act of 2024**

This bill makes multiple changes to alcoholic beverages laws in Garrett County by: Establishing a resort beer license, a resort beer and wine license, and a beer, wine, and liquor festival license in Garrett County; altering the hours of sale for alcoholic beverages on Sundays for certain licenses; altering the residency requirements for certain applicants for an alcoholic beverages license in the county to require that at least one of the applicants be a resident of the State; prohibiting alcoholic beverages from being brought into places of adult entertainment and consumed or transferred; increasing the maximum fines for a violation of the county's alcoholic beverages laws; and extending the Sunday hours of sale for specified alcoholic beverages licenses in the county. Effective Date: July 1, 2024.

HB632/SB736**Harford County - Golf Simulator Facility License**

This bill establishes a Class GSF (golf simulator facility) alcoholic beverages license for use by a golf simulator facility that is (1) open to the public; (2) features at least five golf simulator bays; and (3) has accommodations that are predominantly dedicated to golf simulator bays and seating for those bays. Effective Date: July 1, 2024.

HB635/SB734**Harford County - Performing Arts Nonprofit Organization License**

This bill establishes a performing arts nonprofit organization beer, wine, and liquor license. The bills also establish recordkeeping and reporting requirements for license holders and penalty provisions, as specified. Effective Date: July 1, 2024.

HB1118/SB933**Harford County - Performing Arts Theater License**

This bill alters existing eligibility criteria for a performing arts theater license. The bills authorize the board of license commissioners to issue the license to a for-profit organization instead of a nonprofit organization. Furthermore, the bills authorize the holder of a performing arts theater license to sell liquor for on-premises consumption in addition to beer and wine and increase the annual license fee. Effective Date: July 1, 2024.

HB621**Harford County - Stadium License: House Bill 621**

This bill decreases the annual license fee from \$10,000 to \$7,000 for a stadium beer, wine, and liquor license. Effective Date: July 1, 2024.

HB762**Montgomery County - Class B Beer, Wine, and Liquor License - Off-premises Consumption**

This bill authorizes the holder of a Class B beer, wine, and liquor license to sell (1) beer, wine, and liquor at retail for on-premises consumption and (2) beer and wine in containers sealed with the manufacturer's original seal for off-premises consumption only to a person who has purchased prepared food from the licensed premises. Effective Date: July 1, 2024.

HB654**St. Mary's County - Alcoholic Beverages - Nonprofit Performing Arts Theater License**

This bill establishes in St. Mary's County a performing arts theater beer and wine license that authorizes the holder to sell or serve beer and wine in certain performing arts theaters at retail for on-premises consumption; and establishing an annual license fee of \$300. Effective Date: July 1, 2024.

HB651**St. Mary's County - Alcoholic Beverages - Beer, Wine, and Liquor Tasting Permit**

This bill establishes a beer, wine, and liquor tasting permit and authorizes the board of license commissioners to issue the permit to the holder of a Class A license for on-premises consumption of beer, wine, and liquor for tasting purposes only. Effective Date: July 1, 2024.

SB1184**Prince George's County - Alcoholic Beverages - College Athletic Event Venue Concessionaire Beer, Wine, and Liquor License**

This bill establishes a Class B-CAEVC (College Athletic Event Venue Concessionaire) beer, wine, and liquor license. The board of license commissioners may issue the license for use by a concessionaire contracted to provide food and beverages services in designated areas of venues that are located on the University of Maryland, College Park Campus or the Bowie State University campus, as specified; authorizing beer, wine, and liquor purchased under the license to be consumed in certain areas; and providing for the hours and days of sale and an annual license fee of \$3,500 to be paid to the Board on or before May 1. Effective Date: July 1, 2024.

HB307/SB9**Prince George's County - Alcoholic Beverages Licenses - Nonprofit Organizations**

This bill authorizes the Board of License Commissioners for Prince George's County to issue a Class C (fraternal/sororal/service organization) beer, wine, and liquor license for use by an independent and nonprofit nationwide fraternal or sororal organization, as defined.

Continue →

ALCOHOLIC BEVERAGES

LOCAL BILLS *Continued***HB817/SB66****Prince George's County - Alcoholic Beverages - Issuance of License Near a Place of Worship or School**

This bill authorizes the board of license commissioners to issue an alcoholic beverages license for an establishment that is within 500 feet of a place of worship or within 1,000 feet of a school building if a license of the same class had been issued and was (1) held by the same person seeking the new license and (2) in effect for the establishment before the place of worship or school building was built. Effective Date: October 1, 2024.

SB51**Prince George's County - Alcoholic Beverages - License Renewal**

This bill authorizes the board of license commissioners to extend the deadlines by which a license holder must file a renewal application for Class A, B, C, and D licenses. The bill also specifies that a license or permit issued by the board that was subject to renewal from March 5, 2020, to December 31, 2023, and was not renewed because the holder failed to file a renewal application must be considered unexpired until July 1, 2025, and may be renewed to bring the license holder up-to-date if the license holder demonstrates to the board that the license holder meets all requirements for renewal and pays all past due fees. Effective Date: July 1, 2024.

HB920/SB853**Washington County - Multi-use Sports and Events Facility Beer, Wine, and Liquor License**

This bill alters the existing stadium beer and wine license to be a multi-use sports and events facility beer, wine, and liquor license. The holder of a multi-use sports and events beer, wine, and liquor license is authorized to sell beer, wine, and liquor for on-premises consumption to individuals present at an event in the specified facility. Effective Date: July 1, 2024.

HB1340**Wicomico County Dispensary Monopoly Repeal and Regulation**

This bill repeals the monopoly of the Liquor Control Board and its dispensary system for the sale and distribution of specified wine and liquor in the county. The bill (1) authorizes the holder of a Class A, B, C, or D license to purchase alcoholic beverages from a dispensary or a wholesaler and (2) repeals the prohibition for a holder of a Class 1 beer, wine, and liquor or a Class 2 wine and liquor wholesaler's license to sell or deliver liquor in the county for resale, as specified. Effective Date: July 1, 2024.

HB1341/SB941**Wicomico County - Alcoholic Beverages - Class B Beer, Wine, and Liquor Licenses - Purchases from Licensed Wholesalers and Self-Distribution**

This bill (1) authorize the holder of a Class B beer, wine, and liquor license to purchase liquor for retail sale from a county dispensary or from a licensed wholesaler; (2) specify that a county dispensary may not charge the license holder more than 15% above the wholesale operating cost to the dispensary; and (3) establish that the holder of a Class B beer, wine, and liquor restaurant license that has been issued a Class 9 limited distillery license may sell products manufactured under the distillery license at the place described in the Class B license in a manner consistent with the underlying Class B license for on- and off-premises consumption. Effective Date: July 1, 2024.

TOBACCO

STATEWIDE

SB1056

Tobacco Retail Modernization Act of 2024

This bill makes various changes to the manner in which cigarettes, electronic smoking devices (ESD), and other tobacco products (OTP) may be sold in H-6 The 90 Day Report the State. Generally, cigarettes, OTP, and ESD may not be displayed at retail unless the products are behind a counter. The bill (1) increases specified county retail tobacco product license fees; (2) includes additional specifications related to the display of tobacco products, OTP, and ESD; (3) requires the Maryland Department of Health (MDH) or its designee to conduct unannounced vendor inspections; (4) expands the grounds by which civil citations may be issued related to the display of ESD or tobacco products and sale of ESD or tobacco products without age verification; (5) increases the criminal penalties associated with the sale of tobacco products to minors; and (6) repeals various provisions that authorize the sale of cigarettes, OTP, or ESD to a person who is at least age 18 and an active-duty member of the military. General fund expenditures for grants to local health departments to implement the bill are anticipated to exceed \$1.0 million annually; however, general fund revenues from the increased license fees are anticipated to almost offset these costs fully. Effective Date: October 1, 2024.

HB0042/SB220

Public Health – Public Health Services and Protections – Revisions

This bill repeals the exceptions that allow the sale, distribution, or purchase of tobacco products, tobacco paraphernalia, and electronic smoking devices to or for certain individuals who are active duty members of the military; authorizing the Maryland Department of Health to reallocate from one county to another county certain projected unspent grant funding relating to cancer to address certain funding needs; altering the duties of the State Council on Child Abuse and Neglect; etc. Retailers must update all their signs to simply state: “No person under 21 may be sold tobacco products.” The health department may redistribute funds between counties for tobacco enforcement. Effective Date: October 1, 2024.

HB0238/SB244

Public Health – Clean Indoor Air Act – Revisions

This bill prohibits vaping in certain indoor areas and places of employment and certain mass transportation; requiring that certain signs be posted in each public indoor area and each public entrance to an indoor area where smoking or vaping is prohibited; requiring the convening of a workgroup to study the issuance of alcoholic beverages licenses to tobacconists; and prohibiting the issuance of a local alcoholic beverages license to a tobacconist from July 1, 2024, to July 1, 2026, both inclusive. Effective Date(s): July 1, 2024

CANNABIS

STATEWIDE

HB253/SB516

Cannabis Reform - Alterations

This bill is an emergency departmental bill that alters various provisions that govern the cannabis industry in the State, including correcting references and adjusting to matters that MCA has identified since the establishment of the industry. The bill (1) clarifies the meaning of “cannabis” to include certain growth stages of the plant; (2) extends cannabis registration requirements to “cannabis nurseries”; (3) codifies existing practice regarding the amount of cannabis a qualifying patient may possess; (4) alters the membership and requirements for the Alcohol Tobacco and Cannabis Commission (ATCC); (5) extends by one year – through June 30, 2025 – the authorization for licensed dispensaries to continue delivering medical cannabis; (6) increases the amount of cannabis that licensed processors may process and extends by one year to January 1, 2027, the build-out deadline for existing grower licensees to expand canopy operations; (7) alters the membership, staffing, and duties of the Advisory Board on Medical and Adult-use Cannabis – including a requirement that the advisory board study the effects on the State’s cannabis industry if the federal government alters the scheduling of cannabis under the Controlled Substances Act; (8) alters

CANNABIS

STATEWIDE *Continued*

the reporting requirements related to the Community Reinvestment and Repair Fund and redirects any interest earnings of the fund to the general fund; (9) explicitly authorizes MCA to issue penalties after exercising its hearing authority under current law; (10) clarifies the definition of “ownership interest”; (11) authorizes MCA to issue a temporary cannabis agent registrations; (12) authorizes the use of licensee logos; (13) provides that certain violations regarding THC-infused products may be charged by citation; (14) transfers the administration of the Cannabis Regulation and Enforcement Fund from the Comptroller to MCA; (15) updates an existing income tax subtraction modification related to cannabis establishments; and (16) makes other technical, clarifying, and conforming changes. Effective Date: Upon Enactment.

HB805

Cannabis - Licensee Locations - Restrictions

This bill establishes various changes related to local zoning for cannabis licensees. Under the bill, a political subdivision may not adopt an ordinance that establishes zoning requirements for (1) licensed dispensaries that are more restrictive than zoning requirements for a licensed alcoholic beverage retailer; (2) licensed growers cultivating cannabis exclusively outdoors in an area zoned for agricultural use that are more restrictive than any zoning requirements that existed on June 30, 2023, governing a registered hemp farm in the political subdivision; or (3) licensed growers cultivating cannabis outdoors on a premises that was properly zoned for outdoor cannabis cultivation on or before June 30, 2023. A political subdivision may, however, by ordinance, increase the statutory distance limitation between dispensaries from 1,000 feet to no more than one-half mile. Additionally, a local jurisdiction may, by ordinance, establish a distance limitation for dispensaries of up to 100 feet from an area

zoned for residential use, or apply to dispensaries the distance limitation for licensed alcoholic beverage retailers from an area zoned for residential use. Furthermore, if a political subdivision establishes any ordinance that provides for a distance requirement for dispensaries, the political subdivision must waive that requirement for a licensed dispensary that was in operation before April 1, 2024. This bill also authorizes at least 10 individuals – located within 1,000 feet of the licensed premises who are residents, commercial tenants, or real estate owners – to file a protest against a license renewal with MCA. The basis for a protest may include (1) violations of law or regulations or (2) conduct by a licensee that creates or maintains conditions that may result in disturbing the public peace. If a protest against a license renewal is filed at least 30 days before the license expires, MCA may not approve the renewal without holding a hearing unless MCA finds that the basis of the protest filed against the renewal is without any reasonable ground. MCA may only consider issues arising out of specific complaints about the operation of the licensed premises and the performance of the license holder for the four-year period immediately preceding the date of the renewal application. MCA, in making its determination on a protest of a renewal, may not consider zoning issues. Effective Date: June 1, 2024.

HB272

Cannabis Licensing and Registration - Use of Straw Ownership - Prohibition

This bill prohibits a person from applying for or holding a cannabis license or registration if the ownership interest in the license or registration is (1) nominal or without the benefits and risks of “genuine ownership” or control and (2) for the limited purpose of satisfying the requirements for cannabis licensees or registrants, including requirements for social equity licensees or registrants. A person who violates this prohibition is guilty of a misdemeanor and on conviction is subject to a maximum penalty of one year imprisonment, a \$2,500 fine, or both. Subject to a hearing, MCA is required to deny an application for a cannabis license or registration or revoke a cannabis license or registration if the applicant, licensee, or registrant is convicted of violating – or is determined by MCA to be in violation of – this prohibition. Effective Date: June 1, 2024.

STATE **REVENUE**

STATE GROSS REVENUE

1933-2024

(a)	Alcoholic Beverages License Fees	\$17,567,716
(b)	Tax on Distilled Spirits	\$1,020,168,992
(c)	Manufacturer's Tax on Distilled Spirits	\$1,528,684
(d)	Tax on Wine	\$254,705,345
(e)	Tax on Beer	\$534,521,778
(f)	Alcoholic Beverages Permit Fees	\$30,591,468
(g)	Cigarette Tax	\$10,268,387,152
(h)	Cigarette License Fees	\$43,400
(i)	Other Tobacco Products Tax	\$633,292,807
(j)	Other Tobacco Product / Electronic Smoking Device License Fees	\$232,471
Miscellaneous Revenue - Alcoholic Beverages		\$1,886,157
Miscellaneous Revenue - Tobacco Tax		\$69,937,146
Tobacco Floor Tax		\$24,332,066
TOTAL		\$12,857,195,182

- a. License fees are collected from manufacturers, wholesalers, railroads, steamboats and airline companies.
- b. The distilled spirits and sparkling and fortified wine tax was created on December 5, 1933, at \$1.10 per wine gallon not over 100 proof. The tax on distilled spirits increased to \$1.25 per wine gallon on 100 proof or less on October 1, 1939, and increased to \$1.50 per wine gallon on 100 proof or less on July 1, 1955.
- c. The manufacturer's tax on distilled spirits began on April 1, 1936, at the rate of 5 cents per proof gallon. The rate decreased to 2 ½ cents per proof gallon on June 1, 1937, brandy and neutral spirits were exempt. This tax was repealed on September 30, 1939.
- d. Prior to April 1, 1935, the tax levied on sparkling and fortified wines was the same rate as distilled spirits at \$1.10 per gallon. As of May 17, 1935, the tax on distilled spirits; however, all wines of whatever alcoholic content were taxed at a rate of \$ 0.20 cents per gallon. The wine tax rate increased to 40 cents per gallon on July 1, 1972.
- e. The beer alcoholic beverages tax was created on April 1, 1936, at the rate of 2.4375 cents per gallon. The rate increased to 3 cents per gallon on October 1, 1938, and further increased to 9 cents per gallon on July 1, 1972.
- f. Certain permit fees were established June 1, 1943, at an annual fee of \$5.00 for each permit. As of June 1, 1959, permit fees of \$50.00 established for: Public Storage, Public Transportation, Public Storage and Transportation, Nonresident Dealer, Import-Export, and Bulk Transfer. Permit fees of \$25 established for: Individual Storage, Private Bulk Sales, and Non-Beverage (Commercial). Permit fees of \$2.00 established for: Change of Domicile, Individual Transportation, and Vehicle Identification per vehicle. No permit fee for Non-Beverage eleemosynary or fuel-alcohol. Solicitor's Permit created on June 1, 1973; the Wine Exhibition Permit on July 1, 1985 (\$50.00 fee); and the Charity Wine Auction Permit on July 1, 1986 (\$500.00 fee). Non-Resident Storage Permits created July 1987 (\$500.00 fee). Alcohol Awareness Program Permit created on July 1, 1989 (\$15.00 fee). Numerous license and permit fees increased effective May 1, 1992. Alcohol Awareness Instructor's Permit created on October 1, 1994 (\$5.00 fee); Family Beer and Wine Facility Permit on June 1, 1996 (\$400.00 fee); Private Bulk Sales Permit on October 1, 1997 (\$25.00 fee); Winery Special Event

Permit on October 1, 2000 (\$25.00 fee). Direct Wine Seller's Permit has been repealed, and replaced on July 1, 2011, by Direct Wine Shipper Permit (\$200 fee) and Common Carrier Permit (\$100 fee). Fee per vehicle for Vehicle Identification card increased from \$2.00 to \$10.00 on June 1, 2003. Fee for a Charity Wine Auction permit reduced \$500.00 to \$10.00 on June 1, 2004. Non-resident winery permit created on April 25, 2006 (\$50.00 fee). Brewery Special Event Permit created on June 1, 2008 (\$25.00 fee). Resident Dealer Permit created on July 1, 2009 (\$200 fee), and the fees for a Public Storage and Transportation Permit, Nonresident Dealer's Permit, and a Bulk Transfer Permit increased to \$200. The Direct Delivery permit created July 1, 2024, has a \$200 annual fee.

- g. Tobacco tax on cigarettes effective July 1, 1958, at rate of 3 cents per pack. Tax increased to 6 cents per pack on July 1, 1961; 10 cents per pack on June 1, 1975; 13 cents per pack on July 1, 1980; 16 cents per pack on June 1, 1991; 36 cents per pack on May 1, 1992; 66 cents per pack on July 1, 1999; \$1.00 per pack on June 1, 2002; \$2.00 per pack on January 1, 2008; and \$3.75 per pack on March 14, 2021. Effective July 1, 2024, tax increased to \$5.00 per pack and 25 cents per cigarette for packs of more than 20. Prior to 1961, cigarette tax was imposed by certain counties and Baltimore City.
- h. Cigarette License Fee revenue is included in the cumulative total revenue beginning in FY24.
- i. Tobacco tax on Other Tobacco Products became effective on July 1, 2000, at a rate of 15% of the wholesale price. Tax increased to 30% of the wholesale price July 1, 2012; 53% of wholesale price March 14, 2021, and 60% of the wholesale price of the tobacco products July 1, 2024.
- j. Other Tobacco Products Licenses became effective May 1, 2011. Annual OTP fees: In-state manufacturers: \$25.00, all wholesalers: \$250 (waived if have cigarette wholesaler license); storage warehouse: \$25.00. This total includes Electronic Smoking Device license fees beginning fiscal year 2024. ESD Wholesaler Importer: \$150, ESD Manufacturer: \$25, and ESD Wholesaler Distributor: \$150.

Note: The Alcoholic Beverages Division merged with the Cigarette Tax Unit in fiscal year 1972. Tobacco revenue begins in fiscal year 1972.

GROSS REVENUE FY2024

NET OF REFUNDS

RECIEPT	Gross Receipts	Refunds	Net Receipts	% Total Of Receipts
Spirits at \$1.50 per wine gallon	\$23,192,854	\$353	\$23,192,501	5.23%
Wine at \$.40 per gallon	\$5,676,054	\$3,561	\$5,672,493	1.28%
Beer at \$.09 per gallon	\$6,979,699	\$53,100	\$6,926,599	1.56%
Cigarette Tax	\$343,673,642	\$34,973	\$343,638,669	77.56%
Other Tobacco Tax	\$61,422,290	-	\$61,422,290	13.86%
Alcoholic Beverage License Fees	\$873,030	-	\$873,030	0.20%
Alcoholic Beverage Permit Fees	\$1,247,740	-	\$1,247,740	0.28%
Miscellaneous Alcoholic Beverages	\$2,640	-	\$2,640	0.00%
Miscellaneous Tobacco Tax	\$10,191	-	\$10,191	0.00%
Tobacco Floor Tax	-	-	-	0.00%
Fines	-	-	-	0.00%
Cigarette License Fees	\$43,400	-	\$43,400	0.01%
Other Tobacco License Fees	\$31,600	-	\$31,600	0.01%
SUBTOTAL	\$443,153,140	\$91,987	\$443,061,153	100.00%

Note: Numbers are reported and extrapolated through submitted tax returns to the Comptroller's Office.

ALCOHOLIC BEVERAGES REVENUE

DISTILLED SPIRITS

	2020	2021	2022	2023	2024
July	\$41,471	-	\$3	\$35,434	\$16,870
August	\$1,241,337	\$1,832,448	\$1,355,337	\$1,834,286	\$1,489,294
September	\$1,514,117	\$492,795	\$2,002,090	\$1,883,452	\$2,083,718
October	\$1,457,623	\$1,743,510	\$1,756,979	\$2,180,011	\$1,425,601
November	\$1,659,806	\$1,819,993	\$1,416,932	\$1,511,252	\$1,785,937
December	\$1,590,146	\$1,779,334	\$1,134,071	\$738,731	\$758,409
January	\$1,765,518	\$1,592,629	\$2,034,636	\$3,627,430	\$2,829,406
February	\$1,004,064	\$820,781	\$3,365,603	\$1,306,797	\$1,323,038
March	\$1,331,703	\$968,335	\$1,137,486	\$1,647,226	\$2,872,913
April	\$763,458	\$3,487,587	\$759,104	\$1,709,844	\$1,927,676
May	\$135,654	\$1,621,502	\$2,192,804	\$1,858,101	\$1,865,745
June	\$4,678,004	\$7,294,907	\$4,729,966	\$4,890,862	\$4,814,599
TOTAL	\$17,182,903	\$23,453,821	\$21,885,010	\$23,223,429	\$23,193,207
% change from prior year	-1.5%	36.5%	-6.7%	6.1%	-0.1%

WINE

	2020	2021	2022	2023	2024
July	\$134,233	\$1	(\$1,106)	\$6,755	\$1,890
August	\$437,473	\$513,142	\$531,257	\$364,314	\$613,020
September	\$480,300	\$292,632	\$309,989	\$580,745	\$75,646
October	\$496,687	\$553,603	\$600,343	\$514,834	\$786,412
November	\$537,697	\$564,933	\$319,377	\$804,800	\$807,709
December	\$548,921	\$502,498	\$153,761	\$131,098	\$395,054
January	\$733,590	\$234,557	\$623,890	\$1,046,052	\$600,874
February	\$384,428	\$315,101	\$1,154,153	\$409,298	\$334,220
March	\$446,927	\$315,822	\$320,517	\$447,488	\$532,427
April	\$380,920	\$1,196,529	\$270,754	\$664,231	\$537,674
May	\$128,028	\$518,817	\$668,807	\$379,506	\$512,020
June	\$1,090,802	\$2,198,348	\$1,496,948	\$1,223,867	\$482,669
TOTAL	\$5,800,004	\$7,205,983	\$6,448,690	\$6,572,988	\$5,679,614
% change from prior year	-9.0%	24.2%	-10.5%	1.9%	-13.6%

BEER

	2020	2021	2022	2023	2024
July	\$107,339	\$2,415	\$2,080	\$15,897	\$4,046
August	\$807,637	\$176,293	\$928,213	\$477,877	\$828,478
September	\$753,796	\$572,637	\$490,883	\$694,790	\$762,806
October	\$652,205	\$787,958	\$828,853	\$800,666	\$766,404
November	\$679,256	\$688,358	\$699,180	\$550,581	\$710,728
December	\$641,413	\$516,767	\$779,856	\$81,341	\$682,820
January	\$596,256	\$590,564	\$648,782	\$1,118,503	\$222,451
February	\$624,377	\$632,987	\$875,383	\$428,488	\$409,868
March	\$527,436	\$622,546	\$815,651	\$459,645	\$392,879
April	\$625,975	\$653,224	\$3,372	\$824,693	\$583,774
May	\$463,449	\$808,585	\$662,207	\$530,145	\$743,863
June	\$1,424,892	\$2,229,810	\$1,735,166	\$1,392,292	\$924,682
TOTAL	\$7,904,030	\$8,282,144	\$8,469,626	\$7,374,918	\$7,032,799
% change from prior year	-5.4%	4.8%	2.3%	-12.9%	-4.6%

TOBACCO REVENUE

CIGARETTES

	2020	2021	2022	2023	2024
July	\$11,177,489	\$1,190,160	\$30,486,075	\$35,268,698	\$36,233,973
August	\$28,245,433	\$25,294,498	\$37,866,508	\$35,353,254	\$27,782,798
September	\$26,714,872	\$25,117,029	\$36,262,687	\$33,033,518	\$32,982,055
October	\$20,698,896	\$31,357,282	\$42,325,698	\$37,836,739	\$32,739,172
November	\$32,976,766	\$19,949,385	\$37,746,222	\$34,590,019	\$27,900,329
December	\$24,320,787	\$30,468,061	\$32,357,475	\$27,894,375	\$27,771,625
January	\$24,596,914	\$23,195,184	\$34,254,293	\$30,572,241	\$23,175,479
February	\$21,841,361	\$19,831,654	\$29,791,483	\$28,006,259	\$29,646,936
March	\$24,963,060	\$24,790,908	\$34,244,997	\$29,231,207	\$22,196,632
April	\$30,185,484	\$25,803,225	\$35,381,091	\$29,489,998	\$28,675,439
May	\$22,476,003	\$41,356,651	\$31,241,694	\$28,007,369	\$33,224,382
June	\$51,224,018	\$53,813,624	\$35,916,918	\$41,097,129	\$21,311,316
TOTAL	\$319,421,083	\$322,167,661	\$417,875,141	\$390,380,808	\$343,640,136
% change from prior year	1.3%	0.9%	29.7%	-6.6%	-12.0%

OTHER TOBACCO PRODUCTS

	2020	2021	2022	2023	2024
July	\$478,763	\$1,454	\$1,823,201	\$3,815,590	\$2,254,962
August	\$3,358,664	\$3,969,948	\$5,191,463	\$4,828,527	\$4,904,016
September	\$3,478,889	\$3,453,984	\$4,906,988	\$4,685,361	\$5,024,270
October	\$3,921,367	\$4,342,990	\$5,261,703	\$4,845,098	\$4,544,854
November	\$3,563,686	\$3,574,330	\$4,698,271	\$4,545,965	\$5,246,153
December	\$3,278,726	\$3,375,555	\$4,827,520	\$5,270,055	\$4,605,932
January	\$3,686,607	\$4,321,855	\$5,156,528	\$4,506,766	\$4,682,276
February	\$3,224,329	\$3,441,785	\$4,213,287	\$4,333,077	\$4,159,722
March	\$2,968,523	\$3,328,195	\$4,170,881	\$4,219,371	\$5,328,364
April	\$2,932,832	\$4,840,614	\$5,021,706	\$5,011,913	\$5,346,055
May	\$4,392,749	\$4,706,768	\$4,744,794	\$3,786,633	\$4,757,963
June	\$8,085,954	\$7,990,140	\$5,561,613	\$8,353,536	\$10,567,722
TOTAL	\$43,371,088	\$47,347,617	\$55,577,955	\$58,201,890	\$61,422,290
% change from prior year	5.0%	9.2%	17.4%	4.7%	5.5%

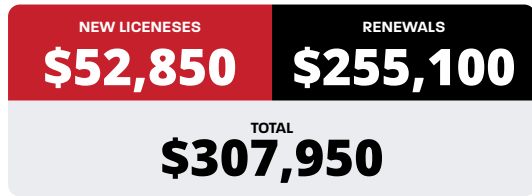
ALCOHOL LICENSES

MANUFACTURER LICENSES		Fee	FY24 Total	Revenue	TOTAL
Class 1 - Distillery	New	\$2,000	8	\$16,000.00	\$106,000.00
	Renewal	\$2,000	45	\$90,000.00	
Class 2 - Rectifying	New	\$600	2	\$1,200	\$7,800.00
	Renewal	\$600	11	\$6,600	
Class 3 - Winery	New	\$750	3	\$2,250.00	\$8,850.00
	Renewal	\$750	8	\$6,000.00	
Class 4 - Limited Winery	New	\$200	22	\$4,400.00	\$27,000.00
	Renewal	\$200	113	\$22,600.00	
Class 5 - Brewery	New	\$1,500	12	\$18,000.00	\$112,500.00
	Renewal	\$1,500	63	\$94,500.00	
Class 6 - Pub Brewery	New	\$500	2	\$1,000.00	\$1,500.00
	Renewal	\$500	1	\$500.00	
Class 7 - Micro Brewery	New	\$500	18	\$9,000.00	\$32,500.00
	Renewal	\$500	47	\$23,500.00	
Class 8 - Farm Brewery	New	\$200	5	\$1,000.00	\$8,400.00
	Renewal	\$200	37	\$7,400.00	
Class 9 - Limited Distillery	New	\$500	0	-	\$4,000.00
	Renewal	\$500	8	\$4,000.00	
TOTAL			405		\$307,950.00

MANUFACTURER LICENSE
FY2024 Total

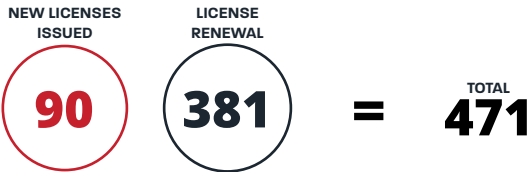


MANUFACTURER LICENSE
Revenue



WHOLESALER LICENSES		Fee	FY24 Total	Revenue	TOTAL
Class 1 - Beer, Wine & Liquor	New	\$2,000	10	\$20,000.00	\$148,000.00
	Renewal	\$2,000	64	\$128,000.00	
Class 2 - Wine & Liquor	New	\$1,750	14	\$24,500.00	\$82,250.00
	Renewal	\$1,750	33	\$57,750.00	
Class 3 - Beer & Wine	New	\$1,500	0	-	\$4,500.00
	Renewal	\$1,500	4	\$4,500.00	
Class 4 - Beer	New	\$1,250	3	\$3,750.00	\$15,000.00
	Renewal	\$1,250	9	\$11,250.00	
Class 5 - Wine	New	\$1,250	8	\$10,000.00	\$32,500.00
	Renewal	\$1,250	18	\$22,500.00	
Class 6 - Limited Wine	New	\$50	21	\$1,050.00	\$5,600.00
	Renewal	\$50	91	\$4,550.00	
Class 7 - Limited Beer	New	\$50	23	\$1,150.00	\$7,450.00
	Renewal	\$50	126	\$6,300.00	
Class 8 - Liquour	New	\$100	11	\$1,100.00	\$4,700.000
	Renewal	\$100	36	\$3,600.00	
TOTAL			471		\$300,000.00

WHOLESALER LICENSE
FY2024 Total



WHOLESALER LICENSE
Revenue



OTHER/SPECIAL LICENSES		Fee	FY24 Total	Revenue	TOTAL
Statewide Caterer - General	New	\$2,000	16	\$32,000.00	\$188,000.00
	Renewal	\$2,000	78	\$156,000.00	
Statewide Caterer - Limited	New	\$750 - \$1500	0	-	\$6,500.00
	Renewal	\$750 - \$1500	5	\$6,500.00	
Class E - Water Vessel	New	\$150	13	\$1,950.00	\$11,250.00
	Renewal	\$150	62	\$9,300.00	
Class F - Railroad	New	\$200	0	-	\$400.00
	Renewal	\$200	2	\$400.00	
Class G - Airplane	New	\$200	0	-	\$1,800.00
	Renewal	\$200	9	\$1,800.00	
Class C - Special Beer	New	\$5	2	\$10	\$10.00
	Renewal	\$5	0	-	
TOTAL			187		\$207,950

OTHER/SPECIAL LICENSE

FY2024 Total

NEW LICENSES
ISSUED

31

LICENSE
RENEWAL

156

=

TOTAL
187

OTHER/SPECIAL LICENSE

Revenue

NEW LICENSES

\$33,950

RENEWALS

\$174,000

TOTAL

\$207,950

LICENSE MISC. FEES		Fee	FY24 Total	Revenue	TOTAL
Change In License Location		\$20	12	\$240.00	\$240.00
License Application Fee		\$200	36	\$32,400.00	\$32,400.00
Renewal Fees		\$30	763	\$22,890.00	\$22,890.00
TOTAL			471		\$55,530.00

LICENSE MISC. FEES

Revenue

TOTAL

\$55,530

TOTAL ALCOHOL LICENSE FEES

\$871,430

TOBACCO LICENSES

CIGARETTE LICENSES		Fee	FY24 Total	Revenue	TOTAL
Cigarette Manufacturer	New	\$25	2	\$50.00	\$400.00
	Renewal	\$25	14	\$350.00	
Cigarette Subwholesaler	New	\$500	1	\$500.00	\$11,500.00
	Renewal	\$500	22	\$11,000.00	
Cigarette Wholesaler	New	\$750	2	\$1,500.00	\$31,500.00
	Renewal	\$750	40	\$30,000.00	
TOTAL			81		\$43,400.00

OTP/ESD LICENSES		Fee	FY24 Total	Revenue	TOTAL
Remote Tobacco Seller	New	\$25	8	\$200.00	\$550.00
	Renewal	\$25	14	\$350.00	
OTP Manufacturer	New	\$25	0	-	\$75.00
	Renewal	\$25	3	\$75.00	
OTP Wholesaler	New	\$250	18	\$4,500.00	\$18,500.00
	Renewal	\$250	56	\$14,000.00	
OTP Storage Warehouse	New	\$25	1	\$25.00	\$250.00
	Renewal	\$25	9	\$225.00	
ESD Wholesaler Importer	New	\$150	0	-	\$300.00
	Renewal	\$150	2	\$300.00	
ESD Manufacturer	New	\$25	3	\$75.00	\$375.00
	Renewal	\$25	12	\$300.00	
ESD Wholesaler Distributor	New	\$150	28	\$4,200.00	\$ 11,550.00
	Renewal	\$150	49	\$7,350.00	
TOTAL			203		\$31,600.00

LICENSE MISC. FEES		Fee	FY24 Total	TOTAL
Renewal Fee		\$30	221	\$6,630.00
Fire Safe		\$250	5	\$1,250.00
TOTAL			226	\$7,880.00

CIGARETTE LICENSES FY2024 Total



OTHER/SPECIAL LICENSE

Revenue

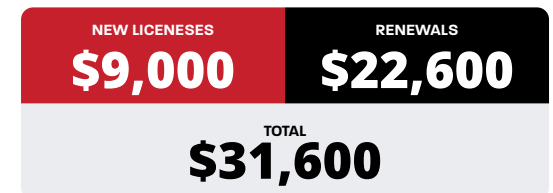


OTP/ESD LICENSES FY2024 Total



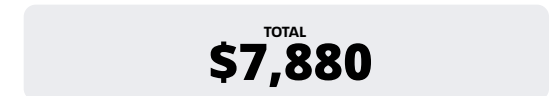
OTP/ESD LICENSES

Revenue



TOBACCO LICENSE MISC. FEE

Revenue



TOTAL TOBACCO LICENSE FEES

\$82,880

ALCOHOL PERMITS

		Fee	FY24 Total	Revenue	TOTAL
Non-Profit Festival - Beer	One-Time	\$100	47	\$4,700.00	\$4,700.00
Non-Profit Festival - Liquor	One-Time	\$150	3	\$450.00	\$450.00
Non-Profit Festival - Wine	One-Time	\$200	28	\$5,600.00	\$5,600.00
Alcohol Awareness Instructor	New	\$5	42	\$210.00	\$ 1,425.00
	Renewal	\$5	243	\$1,215.00	
Alcohol Awareness Program	New	\$15	5	\$75.00	\$ 450.00
	Renewal	\$15	25	\$375.00	
Bulk Transfer	One-Time	\$200	201	\$40,200.00	\$40,200.00
Brewery Special Event	One-Time	\$25	58	\$1,450.00	\$1,450.00
Off-Site Brewery	One-Time	\$100	105	\$10,500.00	\$10,500.00
Common Carrier	New	\$100	0	-	\$100.00
	Renewal	\$100	1	\$100.00	
Change Of Domicile	One-Time	\$5	62	\$310.00	\$310.00
Off-Site Distillery	One-Time	\$250	37	\$9,250.00	\$9,250.00
Direct Wine Shipper	New	\$200	94	\$18,800.00	\$253,800.00
	Renewal	\$200	1175	\$235,000.00	
Family Beer And Wine Facility	New	\$400	0	-	\$1,600
	Renewal	\$400	4	\$1,600	
Import-Export	New	\$75	3	\$225.00	\$375
	Renewal	\$75	2	\$150.00	
Individual Storage	New	\$50	18	\$900.00	\$ 4,750.00
	Renewal	\$50	77	\$3,850.00	
Individual Transportation	New	\$10	8	\$80.00	\$220.00
	Renewal	\$10	14	\$140.00	
Non-Resident Brewery	New	\$50	12	\$600.00	1,850.00
	Renewal	\$50	25	\$1,250.00	
Non Beverage "C"	New	\$50	27	\$1,350.00	\$1,350.00
Non Beverage "E"	One-Time	\$0	0	-	-
Non-Resident Dealer	New	\$200	238	\$47,600.00	\$370,000.00
	Renewal	\$200	1612	\$322,400.00	
Non-Resident Distillery	New	\$100	15	\$1,500.00	\$ 2,400.00
	Renewal	\$100	9	\$900.00	
Non-Resident Storage	New	\$500	0	-	\$1,500.00
	Renewal	\$500	3	\$1,500.00	
Non-Resident Winery	New	\$50	16	\$800.00	\$1,400.00
	Renewal	\$50	12	\$600.00	
Bulk Sale - Private	One-Time	\$25	4	\$100.00	\$100.00
Public Storage	New	\$75	0	-	\$825.00
	Renewal	\$75	11	\$825.00	
Public Transportation	New	\$75	314	\$23,550.00	\$66,975.00
	Renewal	\$75	579	\$43,425.00	
Resident Dealer	New	\$200	3	\$600.00	\$ 3,200.00
	Renewal	\$200	13	\$2,600.00	
Off-Site Retail	New	\$100	1	\$100.00	\$100.00
Solicitors Permit	New	\$50	703	\$35,150.00	\$114,350.00
	Renewal	\$50	1584	\$79,200.00	
Storage & Transportation	New	\$200	2	\$400.00	\$ 2,800.00
	Renewal	\$200	12	\$2,400.00	
Vehicle Identification Card	One-Time	\$10	33,690	\$336,900.00	\$336,900.00
Charity Wine Auction	One-Time	\$10	1	\$10.00	\$10.00
National Family Beer / Wine Exhibition	One-Time	\$100	6	\$600.00	\$600.00
Off-Site Winery	One-Time	\$100	82	\$8,200.00	\$8,200.00
TOTAL			41,226		\$1,246,140.00

ALCOHOL PERMITS
FY2024 Total



ALCOHOL PERMITS
Revenue



TOTAL ALCOHOL PERMIT FEES

\$1,246,140

PER CAPITA CONSUMPTION ALCOHOLIC BEVERAGES

Per Capita Gallons				Per Capita Gallons			
County	Distilled Spirits	Wine	Beer	County	Distilled Spirits	Wine	Beer
Allegany	2.57	1.43	19.71	Harford	2.22	1.95	11.99
Anne Arundel	1.96	2.06	9.38	Howard	2.01	2.21	8.16
Baltimore City	2.28	1.63	9.03	Kent	3.64	35.76	136.41
Baltimore	2.42	2.25	9.93	Montgomery	1.00	1.70	3.84
Calvert	2.72	2.22	15.52	Prince George's	2.07	1.57	12.64
Caroline	1.98	1.12	15.70	Queen Anne's	3.12	0.18	16.81
Carroll	2.29	2.03	15.15	St. Mary's	0.30	6.69	2.82
Cecil	3.36	2.25	19.12	Somerset	10.27	6.69	72.93
Charles	2.08	1.42	10.50	Talbot	3.61	5.08	19.53
Dorchester	2.43	1.86	18.90	Washington	2.39	1.31	16.66
Frederick	2.18	2.09	13.91	Wicomico	1.24	1.52	18.63
Garrett	4.58	2.31	30.85	Worcester	8.56	4.78	58.48

Note: These figures are based on deliveries to retail licensees in the subdivisions by Maryland wholesaler licensees.

PER CAPITA TAX DOLLARS AND IN GALLONS/PACKS

TAX DOLLARS

(Based on Net Revenue)

	2020	2021	2022	2023	2024
Distilled Spirits	\$2.82	\$3.77	\$3.47	\$3.74	\$3.39
Wine	\$0.95	\$1.15	\$1.02	\$1.06	\$0.81
Beer	\$1.30	\$1.33	\$1.34	\$1.19	\$0.91
TOTAL	\$5.08	\$6.25	\$5.84	\$5.99	\$5.11
Cigarettes	\$52.49	\$51.82	\$66.34	\$62.91	\$51.51

GALLONS/PACKS

(Based on Deliveries to Retailers)

	2020	2021	2022	2023	2024
Distilled Spirits	1.81	2.11	2.13	2.39	2.07
Wine	2.49	2.50	3.45	2.16	1.99
Beer	13.26	14.08	12.00	12.28	11.20
TOTAL	17.56	18.69	17.57	16.83	15.25
Cigarettes	25.53	23.33	23.33	16.86	13.86

CIGARETTES
SALES STATEWIDE

	TOTAL
Cigarettes (Packs of 20)	92,490,000

Note: Sales by political subdivisions
are not available for cigarettes

WHOLESALE ALCOHOLIC BEVERAGE SALES

DELIVERY STATEWIDE

TOTAL GALLONS

Distilled Spirits	13,793,939
Wine	13,244,941
Beer	74,733,755

DELIVERIES BY POLITICAL SUBDIVISION	Distilled Spirits	Wine	Beer
Allegany	173,044	96,383	1,325,844
Anne Arundel	1,875,403	1,964,252	8,949,793
Baltimore City	1,495,959	1,066,951	5,924,047
Baltimore	2,047,076	1,897,026	8,385,031
Calvert	258,036	210,331	1,470,018
Caroline	66,450	37,737	527,372
Carroll	404,197	357,986	2,675,428
Cecil	355,494	238,261	2,020,631
Charles	357,944	243,651	1,805,057
Dorchester	79,902	61,238	621,461
Frederick	639,682	612,643	4,080,582
Garrett	130,270	65,571	876,726
Harford	587,970	515,712	3,173,373
Howard	675,732	743,039	2,740,129
Kent	70,306	690,351	2,633,065
Montgomery	1,056,166	1,803,892	4,067,295
Prince George's	1,964,203	1,490,589	11,978,946
Queen Anne's	163,890	147,802	882,819
Somerset	34,934	20,486	324,657
St. Mary's	255,853	166,528	1,816,588
Talbot	136,378	192,128	738,509
Washington	371,703	204,239	2,596,129
Wicomico	129,735	159,343	1,952,486
Worcester	463,612	258,802	3,167,767
TOTAL	13,793,939	13,244,941	74,733,755

GALLONAGE SALES

MARYLAND WINERY

	2020	2021	2022	2023	2024
Sales To Retailers	\$14,150	\$48,151	\$46,811	\$30,236	\$21,694
Sales to Consumers	\$165,881	\$203,813	\$207,714	\$199,528	\$256,434
Samples	\$13,550	\$13,319	\$15,244	\$17,870	\$15,730
Sales to Wholesalers	\$197,053	\$386,685	\$390,452	\$145,411	\$279,986
Sales Out-of-State	\$32,225	\$42,271	\$33,151	\$21,796	\$24,262
Other	\$14,129	\$3,293	\$1,482	\$1,898	\$1,029
TOTAL	\$436,988	\$697,352	\$694,854	\$416,739	\$599,136
% change from prior year	-1.95%	59.58%	-0.36%	-40.02%	43.77%

MARYLAND BREWERY

	2020	2021	2022	2023	2024
Sales To Wholesalers	\$3,290,197	\$3,510,727	\$3,269,257	\$3,353,976	\$1,960,657
Sales Out-of-State	\$6,557,577	\$12,028,726	\$6,849,722	\$8,119,716	\$568,219
Consumed On Premise	\$41,022	\$728,255	\$848,339	\$836,971	\$850,188
Returned To Brewery	\$23,718	\$27,338	-	\$20,937	\$17,613
Tour Sales	\$534,824	\$348,190	\$307,309	\$240,869	\$205,988
Other	\$14,129	\$3,293	\$1,482	\$1,898	\$1,061
TOTAL	\$10,611,411	\$16,588,559	\$12,430,275	\$12,572,469	\$3,602,665
% change from prior year	59.12%	56.33%	-25.07%	1.14%	-71.34%

Note: Numbers are reported and extrapolated through submitted tax returns to the Comptroller's Office. Several high yielding breweries have closed or altered their operation this past fiscal year.

LICENSE HOLDER	JURISDICTION	Total Beer Production FY 2024 (Barrels)	Total Sales On-Site Consumption FY 2024 (Barrels)
1623 BREWING COMPANY LLC	CARROLL	0.0	0.0
1812 BREWERY LLC	ALLEGANY	174.8	89.1
5TH COMPANY BREWING LLC	HARFORD	363.5	320.6
611 BREWING LLC	WORCESTER	336.7	334.4
7 LOCKS BREWING	MONTGOMERY	2,206.9	267.3
ALECRAFT BREWERY	HARFORD	104.9	164.4
ANTIETAM BREWERY LLC	WASHINGTON	543.1	196.4
ASTRO LAB BREWING	MONTGOMERY	35.2	0.0
ATTABOY BARREL HOUSE	FREDERICK	75.8	68.0
BABYCAT BREWERY LLC	MONTGOMERY	780.0	584.7
BALT COUNTY BREWING LLC	BALTIMORE COUNTY	579.8	263.7
BALTIMORE QUALITY ALES LLC	FREDERICK	646.4	325.2
BATTERY ISLAND BREWING COMPANY LLC	HARFORD	71.4	52.9
BAY LIFE BREWING LLC	HOWARD	474.3	0.0
BIG TRUCK FARMS	QUEEN ANNES	5,326.5	29.1
BLACK FLAG BREWING COMPANY	HOWARD	2,125.8	173.2
BLACK LOCUST HOPS LLC	BALTIMORE COUNTY	231.2	193.3
BOG TURTLE BREWERY LLC	CECIL	296.3	294.0
BOLLINGERS RESTAURANT	FREDERICK	30.5	30.2
BORDELEAU WINERY	SOMERSET	0.0	7.5
BREWERS ALLEY	FREDERICK	851.2	439.7
BREWERS ART	BALTIMORE CITY	408.2	206.0
BREWERY FIRE	CARROLL	174.9	152.2
BROOKEVILLE BREWING LLC	MONTGOMERY	2,812.6	333.3
BULL AND GOAT BREWERY	QUEEN ANNES	0.0	66.0
BURLEY OAK LLC	WORCESTER	14.3	73.5
BURNISH BEER COMPANY LLC	WICOMICO	1,052.7	253.2
CALVERT BREWING COMPANY LLC	PRINCE GEORGES	1,082.8	97.5
CHARM CITY MEADWORKS	BALTIMORE CITY	862.9	66.8
CHECKERSPOT BREWING LLC	BALTIMORE CITY	1,669.9	465.1
CHESEPIOOC REAL ALE BREWERY	ANNE ARUNDEL	168.0	139.0
CLEAR SKIES MEADERY	MONTGOMERY	167.8	79.1
CLIPPER CITY BREWING CO LP	BALTIMORE COUNTY	24,551.6	370.8
CONOWINGO BREWING COMPANY LLC	CECIL	0.0	0.0
COSTA VENTOSA LLC	WORCESTER	0.0	0.0
CROOKED CRABBREWING COMPANY	ANNE ARUNDEL	3,282.5	1,031.8
CULT CLASSIC BREWING	QUEEN ANNES	274.5	263.8
CUSHWA BREWING COMPANY	WASHINGTON	2,174.9	355.2
DENIZENS BREWING COMPANY	MONTGOMERY	3,502.5	261.2
DIAGEO AMERICAS SUPPLY INC	BALTIMORE COUNTY	1,733.6	1,172.7
DIAMONDBACK BEER	BALTIMORE CITY	1,169.5	255.6

LICENSE HOLDER	JURISDICTION	Total Beer Production FY 2024 (Barrels)	Total Sales On-Site Consumption FY 2024 (Barrels)
DOUBLE GROOVE BREWING COMPANY	HARFORD	291.1	277.1
DOVE VALLEY BREWERY LLC	CECIL	0.0	0.0
EASTERN SHORE BREWING LLC	TALBOT	0.0	76.0
ELDER PINE BREWING & BLENDING CO	MONTGOMERY	1,529.2	295.3
ELLCOTT MILLS BREWING CO	HOWARD	78.2	83.3
EVERYDAY SAINT	SAINT MARYS	28.6	0.0
EVOLUTION BREWING CO	WICOMICO	8,294.7	288.0
FALLING BRANCH BREWING INC	HARFORD	684.8	292.2
FLOOD ZONE BREWERY LLC	CARROLL	522.0	419.1
FLYING DOG BREWERY LLC	FREDERICK	1,173.8	0.0
FORWARD BREWING	ANNE ARUNDEL	599.3	265.9
FRANKLIN GENERAL STORE & DELI INC	PRINCE GEORGES	148.7	258.5
FRIDAY INVESTMENTS LLC	BALTIMORE COUNTY	679.7	603.6
FRISCO TAPHOUSE AND PUSH AMERICAN BREWING	HOWARD	494.4	338.3
GATEWAY CRAFT BREWING LLC	WICOMICO	13.4	8.6
GORDON BIERSH BREWERY RESTAURANT	MONTGOMERY	0.0	0.0
GREENSPRING BREWING CO LLC	CALVERT	30.1	0.0
GUILFORD BREWING LLC	BALTIMORE CITY	657.3	348.5
HOMAIDE LLC	WASHINGTON	57.6	46.8
HOPKINS FARM BREWERY LLC	HARFORD	1,143.5	864.0
INDEPENDENT BREWING COMPANY	HARFORD	1,546.3	1,219.0
INVERNESS BREWING LLC	BALTIMORE COUNTY	688.3	449.2
JAILBREAK BREWING COMPANY LLC	PRINCE GEORGES	3,323.0	511.8
JOHANSSONS DINING HOUSE	CARROLL	74.5	53.8
JUBILEE FARM FERMENTATIONS LLC	SAINT MARYS	16.0	0.0
KEY BREWING CO	BALTIMORE COUNTY	3,019.7	134.5
LILLARD & DAUGHTERS FARMS LLC	SAINT MARYS	4.5	0.0
LIQUIDITY ALEWORKS	FREDERICK	0.0	0.0
LOCUST POST BREWERY LLC	ALLEGANY	74.3	49.3
LONE OAK BREWING COMPANY LLC	MONTGOMERY	1,987.1	1,115.5
MAD SCIENCE BREWING CO	FREDERICK	38.2	25.1
MANOR HILL BREWING	HOWARD	4,070.2	337.9
MARKET STREET BREWERY	HARFORD	195.8	154.2
MARKET STREET PUBLIC HOUSE	CAROLINE	2.3	2.3
MIDNIGHT RUN BREWING LLC	FREDERICK	90.2	86.7
MILKHOUSE BREWERY AT STILLPOINT FARM	CARROLL	258.1	106.1
MINISTRY OF BREWING LLC	BALTIMORE CITY	554.5	613.6
MOBTOWN BREWING COMPANY LLC	BALTIMORE CITY	841.1	226.8
MONOCACY BREWING COMPANY LLC	FREDERICK	754.3	195.3
MULLYS BREWERY LLC	CALVERT	808.4	164.5
NEPENTHE BREWING CO	BALTIMORE CITY	2,342.9	314.2
OLD BARN BREWERY	ANNE ARUNDEL	5.6	5.6
OLDE MOTHER BREWING LLC	FREDERICK	829.0	404.7

LICENSE HOLDER	JURISDICTION	Total Beer Production FY 2024 (Barrels)	Total Sales On-Site Consumption FY 2024 (Barrels)
PATRIOT ACRES FARM BREWERY	QUEEN ANNES	93.5	83.8
PEABODY HEIGHTS BREWERY LLC	BALTIMORE CITY	272.7	33.3
PERM BREWING COMPANY LLC	ANNE ARUNDEL	923.0	355.0
PICKETT BREWING COMPANY	BALTIMORE CITY	426.3	236.1
PIPE THE SIDE BREWING COMPANY LLC	CARROLL	149.2	84.8
POOLES ISLAND BREWING COMPANY LLC	BALTIMORE COUNTY	0.0	127.3
RAR BREWING	DORCHESTER	8,653.1	261.7
RED BRICK STATION	BALTIMORE COUNTY	746.0	654.7
RED SHEDMAN FARM BREWERY	CARROLL	455.0	173.6
ROCK BOTTOM MARYLAND LLC	MONTGOMERY	401.3	310.7
ROCKWELL BREWERY	FREDERICK	494.3	356.0
ROCKWELL BREWERY LLC	FREDERICK	296.2	181.1
RUDDY DUCK BREWERY & GRILL	CALVERT	255.5	187.3
RUHLMAN BREWERY LLC	CARROLL	0.0	0.7
SAINTS ROW BREWING LLC	MONTGOMERY	85.0	82.8
SAPWOOD CELLARS	HOWARD	1,232.1	359.5
SCORPION BREWING LLC	CALVERT	32.7	27.5
SILVER BRANCH BREWING COMPANY	MONTGOMERY	1,085.9	145.6
SLATE FARM BREWERY LLC	HARFORD	720.8	636.9
SMOKETOWN BREWING STATION	FREDERICK	1,809.5	164.5
SOMBRONKEY BREWING LLC	BALTIMORE COUNTY	0.0	0.0
SPRINGFIELD MANOR BREWERY	FREDERICK	60.0	85.7
STEINHARDT BREWING CO LLC	FREDERICK	426.2	293.1
STREETCAR 82 BREWING CO	PRINCE GEORGES	61.0	0.0
SUSKY RIVER BEVERAGE COMPANY LLC	CECIL	70.2	79.4
SUSPENDED BREWING COMPANY LLC	BALTIMORE CITY	29.0	16.3
TEN EYCK BREWERY LLC	QUEEN ANNES	547.3	131.6
THE BUZZ MEADERY	WORCESTER	56.9	0.3
THE DOG BEVERAGE COMPANY INC	CARROLL	1,872.1	195.2
THE OTHER ONE BREWING CO	WORCESTER	128.0	129.7
THE SILLY YAK BEER COMPANY LLC	MONTGOMERY	35.7	20.2
THICK & THIN BREWING COMPANY LLC	WASHINGTON	497.0	154.2
TWIN VALLEY DISTILLERS & BREWERY	MONTGOMERY	8.1	0.0
UNION CRAFT BREWING	BALTIMORE CITY	9,974.0	493.3
UPPER STEM BREWERY LLC	WASHINGTON	121.4	80.3
WAREDACA BREWING COMPANY LLC	MONTGOMERY	726.8	246.1
WAVERLY BREWING COMPANY	BALTIMORE CITY	60.5	55.5
WEBERS CIDER MILL FARM INC	BALTIMORE COUNTY	0.0	0.0
WET CITY	BALTIMORE CITY	206.0	61.5
WICO STREET BEER COMPANY LLC	BALTIMORE CITY	217.0	125.6
WINDMILL CREEK VINEYARD AND WINERY INC	WORCESTER	25.0	25.8
GRAND TOTAL		131,562.4	26,768.5

Note: Numbers are reported and extrapolated through submitted tax returns to the Comptroller's Office. Several high yielding breweries have closed or altered their operation this past fiscal year.

SUMMARY OF ACTIVITIES

AUDITS COMPLETED

Brewery (Maryland)	6
Beer - Wholesaler (Maryland)	16
Rectifier, Distillery, or Winery	13
Liquor and Wine Wholesaler (Maryland)	19
Cigarette Wholesaler	10
Other Tobacco Product	4
TOTAL	68

INSPECTION AND VERIFICATION OF MONTHLY RETURNS AND REPORTS

Maryland Manufacturer and Wholesaler:	
Non-Resident Winery, Distillery, & Brewery	811
Alcoholic Beverage Storage Report	462
MFRS/WHLS of Distilled Spirits & Wine	1,604
Wholesalers Monthly Beer Report	2,139
Foreign Beer Release	14
Direct Wine Shippers Return	5,223
Railroad/Steamboat/Airplane Return	1,017
Resident/Non-Resident Dealer Beer Return	3,746
Common Carrier Report	13
Family Beer/Wine exhibition Report	0
Brewery Tax Return	601
Renewal Direct Wine Shipper Permit	0
Beer and Wine Facility	0
Cigarette Wholesaler Monthly Report	213
Cigarette Manufacturer Sample Tax Return	81
Cigarette Stamp Purchases and Payments Return	0
Other Tobacco Products Tax Return (Wholesaler)	438
Other Tobacco Products	1
OTP Storage Warehouse Report	5
Other Tobacco Products Tax Return (Retailer)	144
TOTAL	16,512

REFUND CLAIMS VERIFIED AND APPROVED		
	Amount	No. of Claims
Alcoholic Beverages:		
Beer	\$53,100.00	63
Wine	\$3,561.00	70
Distilled Spirit	\$352.55	5
Cigarette Tax:	\$34,973.00	1
Other Tobacco Products:		
Wholesaler	\$0.00	0
Tobacco	\$0.00	0
Escrow	\$0.00	0
Issued Permits	\$0.00	0
Cash Bonds	\$0.00	0
Renewal fees	\$0.00	0
	TOTAL	139

OTHER REPORT

Auditor's Reports Reviews and Entered	62
	TOTAL
	16,781

BULK TRANSFER PERMITS

Under Alcoholic Beverages Article §2- 111(b), a person whose license has expired or otherwise has been discontinued may, within 60 days, obtain a bulk transfer permit in order to transfer with or without consideration whether by sale, gift, inheritance, assignment or otherwise, the stock of alcoholic beverages on hand as of the last day the license was effective. The fee for a bulk transfer permit is \$200. The table below indicates the number of bulk transfer permits issued in the respective jurisdictions.

JURISDICTION

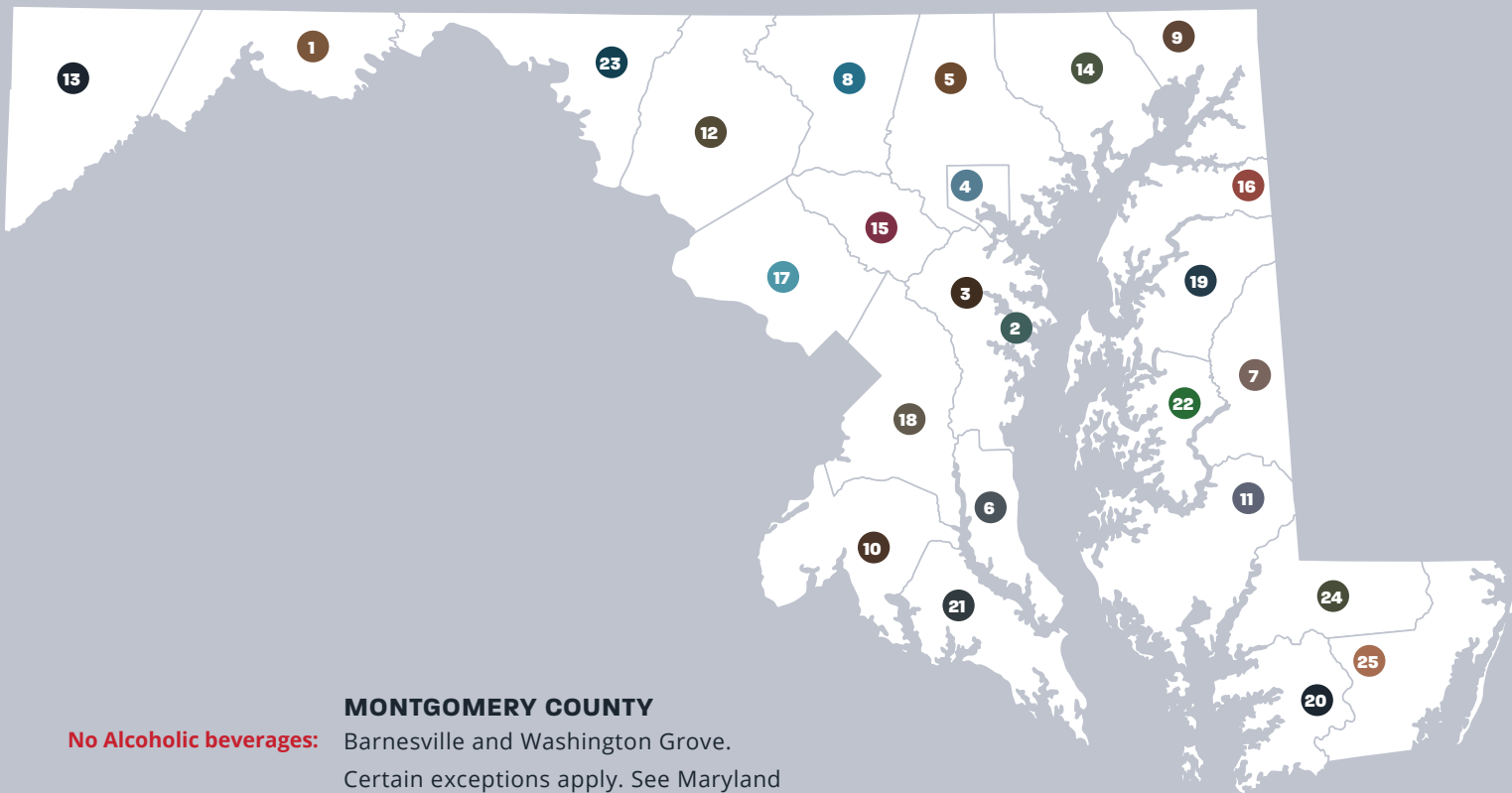
Allegany	8
Anne Arundel	25
Baltimore County	34
Baltimore City	26
Calvert	2
Caroline	0
Carroll	5
Cecil	3
Charles	5
Dorchester	4
Frederick	13
Garrett	3
Harford	3
Howard	13
Kent	0
Montgomery	10
Prince George's	19
Queen Anne's	1
St. Mary's	7
Somerset	1
Talbot	3
Washington	3
Wicomico	7
Worcester	10
TOTAL	205

STATE OF MARYLAND AREA AND POPULATION CHART

COUNTIES	Land Area in Square Miles	Population
Allegany	424	67,273
Annapolis (City of)	7	40,552
Anne Arundel	415	954,582
Baltimore City	81	656,239
Baltimore	598	844,703
Calvert	213	94,728
Caroline	319	33,593
Carroll	448	176,639
Cecil	346	105,672
Charles	458	171,973
Dorchester	541	32,879
Frederick	660	293,391
Garrett	647	28,423
Harford	437	264,644
Howard	251	336,001
Kent	277	19,303
Montgomery	491	1,058,474
Prince George's	483	947,430
Queen Anne's	372	52,508
St. Mary's	357	115,281
Somerset	320	24,910
Talbot	269	37,823
Washington	458	155,813
Wicomico	374	104,800
Worcester	468	54,171
TOTAL	9,714	6,671,805

Sources: (1) U.S. Census Bureau, <https://www.census.gov/quickfacts/>
 (2) Brief Economic Facts - Counties of Maryland and Baltimore City
 (3) Maryland Department of Business & Economic Development
 (4) <https://worldpopulationreview.com/us-cities/maryland/annapolis>

STATE OF MARYLAND ALCOHOLIC BEVERAGE RESTRICTIONS



- | | | | | |
|------------------|------------|---------------|--------------------|---------------|
| 1 Allegany | 6 Calvert | 11 Dorchester | 16 Kent | 21 St. Mary's |
| 2 Annapolis | 7 Caroline | 12 Frederick | 17 Montgomery | 22 Talbot |
| 3 Anne Arundel | 8 Carrol | 13 Garrett | 18 Prince George's | 23 Washington |
| 4 Baltimore City | 9 Cecil | 14 Harford | 19 Queen Anne's | 24 Wicomico |
| 5 Baltimore | 10 Charles | 15 Howard | 20 Somerset | 25 Worcester |

LOCAL REVENUE

LIQUOR BOARDS AND COUNTY DISPENSARIES

County Dispensaries	License Gross Revenue	Number of Stores	Year Ended	Gross Profit	Expenses	Net Profit	TOTAL REVENUE
Montgomery	\$1,970,687.00	27	6/30/2024	\$100,707,363.00	\$70,930,568	\$29,776,795	\$31,747,482.00
Somerset							
Wicomico	\$131,900.00	3	4/30/2024	\$2,899,469	\$2,094,110	\$772,017	\$903,917.00
Other Jurisdictions: Counties							
Allegany	\$85,480.00		6/30/2024				\$85,480.00
City of Annapolis	\$492,670.00		4/30/2024				\$492,670.00
Anne Arundel	\$ 930,925.00		6/30/2024				\$930,925.00
Baltimore City	\$1,946,058.50		6/30/2024				\$1,946,058.50
Baltimore	\$1,007,855.00		6/30/2024				\$1,007,855.00
Calvert	\$115,555.00		6/30/2024				\$115,555.00
Caroline	\$47,450.00		4/30/2024				\$47,450.00
Carroll	\$217,950.00		4/30/2024				\$217,950.00
Cecil	\$222,125.00		4/30/2024				\$222,125.00
Charles	\$184,815.00		6/30/2024				\$184,815.00
Dorchester	\$90,500.00		6/30/2024				\$90,500.00
Frederick	\$349,670.00		6/30/2024				\$349,670.00
Garrett	\$153,225.00		6/30/2024				\$153,225.00
Harford	\$430,409.00		4/30/2024				\$430,409.00
Howard	\$313,987.53		6/30/2024				\$313,987.53
Kent	\$86,260.41		6/30/2024				\$86,260.41
Prince George's	\$2,090,211.25		6/30/2024				\$2,090,211.25
Queen Anne's	\$110,750.00		6/30/2024				\$110,750.00
St. Mary's	\$97,637.50		6/30/2024				\$97,637.50
Talbot	\$148,150.00		6/30/2024				\$148,150.00
Washington	\$145,800.00		6/30/2024				\$145,800.00
Worcester	\$926,118.75		5/31/2024				\$926,118.75
TOTAL	\$12,296,189.94						\$42,845,001.94

RETAIL LICENSES ISSUED SUMMARY

	Total	% of Total
CLASS "A" - OFF SALE		
Beer	29	
Wine	0	
Beer and Wine	385	
Beer, Wine, and Liquor	1078	
TOTAL "A" Licenses	1492	20.8%
CLASS "B" - ON OR OFF SALE (HOTELS AND RESTAURANTS)		
Beer	22	
Wine	0	
Beer and Wine	347	
Beer, Wine, and Liquor	3270	
Total "B" Licenses	3639	50.8%
CLASS "C" - ON SALE (CLUBS)		
Beer	1	
Wine	0	
Beer and Wine	24	
Beer, Wine, and Liquor	453	
Total "C" Licenses	478	6.7%
CLASS "D" - ON OR OFF SALE (TAVERNS AND ON SALE GENERALLY)		
Beer	35	
Wine	0	
Beer and Wine	337	
Beer, Wine, and Liquor	641	
Total "D" Licenses	1013	14.1%
BD7/CATERERS - ON OR OFF SALE:		
Beer, Wine and Liquor	383	5.3%
MISCELLANEOUS LICENSES		
	157	2.2%
TOTAL	7312	100.0%
SUMMARY BY ALCOHOLIC BEVERAGES		
Beer	100	
Wine	0	
Beer and Wine	1217	
Beer, Wine, and Liquor	5455	
TOTAL	7312	100.0%

Retail alcoholic beverages licenses are issued by the 23 counties and the cities of Baltimore and Annapolis. The license year begins May 1st and ends April 30th, except in Allegany, Baltimore, Calvert, Cecil, Garrett, Kent, and Prince George's counties and Baltimore City where the year begins July 1st, and Worcester County where the year begins June 1st. In Kent and Queen Anne's counties, licenses may be issued for six-month periods. This summary includes county retail stores but does not include additional licenses issued by incorporated towns where permitted by law.

RETAIL LICENSE

LOCAL LIQUOR BOARDS

	Beer					Beer & Wine					Wine					Beer, Wine, & Liquor					Other			TOTAL LICENSES	POPULATION PER LIQUOR LICENSE LOCATION
	A	B	C	D	TOTAL	A	B	C	D	TOTAL	A	B	C	D	TOTAL	A	B	C	D	TOTAL	BD7/CATERER	DISPENSARY	MISCELLANEOUS		
Allegany				1	1	8		2	53	63					0		6	27	55	88			8	160	420
City of Annapolis	1	1			2	3	11			14					0	13	70	8	1	92			11	119	341
Anne Arundel					0	1	42	2	6	51					0	89	311	36	101	537				588	1,623
Baltimore City					0	11	8	8	49	76					0	167	332	42	44	585	369		74	1,104	594
Baltimore				6	6	6	4	8	1	19					0	199	347	82	139	767				792	1,067
Calvert	4			1	5	4	7			11					0	31	51	8	14	104				120	789
Caroline	3	1		1	5	5			1	6					0	18	5	3	2	28	1			40	840
Carroll			1	3	4	1	13	1	5	20					0	39	88	15		155				179	987
Cecil					0	3	8			11					0	24	90	13	3	130				141	749
Charles					0		3		2	5					0	28	79	10	50	167				172	1,000
Dorchester	11				11	18	5		2	25					0	16	30	10		46				82	401
Frederick	5	4			9	36	31			67					0	64	155	19		238			46	360	815
Garrett	1	3		2	6	4	9	1	8	22					0		30		26	56				84	338
Harford						5	32	1		38					0	50	95	26	8	179	2			219	1,208
Howard		2		2	4		9		4	13					0	65	195	1	31	292			18	327	1,028
Kent		2			2	4	5			9					0	13	26	6	3	48				59	327
Montgomery					14	140	60		128	447					0	1	526	37	18	590	5			1,056	1,002
Prince George's		1		13	14	1	18	1	67	87					0	141	354	40		535				636	1,490
Queen Anne's	2	1			3	9	8			17					0	21	34	9	9	73				93	565
St. Mary's	1			5	6	4	4			13					0	41	66		51	159				178	648
Somerset					-					-					-					-				-	-
Talbot					0	8	33			41					0	7	73	12	2	94				135	280
Washington	1	6			7	2	2			4					0	40	81	24	46	192	2			205	760
Wicomico					0	65	3		1	69					0	3	61	12	2	78				147	713
Worcester		1		1	1	47	32		10	89					0	8	165	13	36	222	4			317	171
TOTAL	29	22	1	35	100	385	347	24	337	1,217	0	0	0	0	0	1,078	3,270	453	641	5,455	383	-	157	7,312	912

Note:

(1) County Dispensaries: Montgomery and Wicomico

(2) Caroline, Dorchester, Queen Anne's and Washington counties permit two licenses to same premises in certain cases.

RETAIL LICENSES VIOLATIONS BASED ON REPORTS RECEIVED

VIOLATION	Total Violations	Allegany	Anne Arundel	Baltimore City	Baltimore County	Calvert	Caroline	Carroll	Cecil	Charles
After Hours	14		1							3
BD7 License	0									
Contents Tampering or Refills	6								1	1
Display of Licenses	16			1				1	2	
Failure to Cooperate (Board/Police)	9		2	5						
False Statement	2									
Gambling on Premises	0									
Illegal Conduct	23		11	12						
Intoxicated Server	1									1
Keg Registration	0									
Late Filing - Renewal	58	15	13			1			22	
Minor Conducted Sale	2		1							
No Alcohol Awareness Certificate	86					3			4	9
No Trader's License	0									
Open Container	9			4						
Ownership & Operation	8		2	3	1					
Patrons on unlicensed premise	2									
Prohibited Hours	2		1	11						
Prohibited Practices	53		6	16	6					
Public Welfare or Nuisance	26		2	14	9					
Purchase from Other than Wholesaler	20	1								
Ratio Violation or Late Ratio Report	13									
Records, Reports, Invoices	32	1		15				2		
Relationship with Wholesaler	1									
Revocation or Suspension	11								4	
Sale of Alcoholic Beverage to a Minor	332	17	13	22	9		3	7	9	1
Sale to Intoxicated Person	12				11					
Sale of Alcohol without a license	4								4	
Sanitation & Safety	9		2	7						
Trade Name Violation	6									
Unauthorized Entertainment	19			5						
Underage Possession	0									
Vacation of Premises	1		1							
Violation Restriction of License	6								2	
Other Violations				36	7					
TOTAL	836	34	55	151	43	4	3	10	48	15









*Reported as a penalty
















City of Annapolis	Dorchester	Frederick	Garrett	Harford	Howard	Kent	Montgomery	Prince George's	Queen Anne's	St. Mary's	Somerset	Talbot	Washington	Wicomico	Worcester
		1						9							
		2					1	1							
		3					9								
				2											
		2													
		3	3											1	
		1													
		12		9	2	3	29	2	1					12	
		1					4								
							1	1							
							2								
		1		2			20	1		1					
															1
		5		1				13							
								8						5	
					2		11	1							
					1										
										1*			6		
11		57	5	14	2		14	74	11	15		1		13	34
							1								
								6							
							2	12							
							2						1		1
11	0	88	8	28	7	3	96	128	12	17		1	7	31	36

NO VIOLATIONS REPORT RECEIVED

RETAIL ALCOHOLIC BEVERAGES LICENSES

The twenty-three counties of Maryland, Baltimore City, and the City of Annapolis issue retail alcoholic beverages licenses. To find out details about the types of licenses issued, scope and restrictions of licenses, including hours of sale, fees, and other information, please go to the website of the respective liquor board, if available, or call. The telephone numbers for the liquor boards are on the next pages of this report.

JURISDICTION	Web Address	Scan
Allegany County	https://bit.ly/alleganyLB	
City of Annapolis	https://bit.ly/annapolisLB	
Anne Arundel	https://bit.ly/annearundelLB	
City of Baltimore	https://bit.ly/baltimorecityLB	
Baltimore County	https://bit.ly/baltcoLB	
Calvert County	https://bit.ly/calvertLB	
Caroline County	https://bit.ly/carolineLB	
Carroll County	https://bit.ly/CarrollLB	
Cecil County	https://bit.ly/cecilLB	
Charles County	https://bit.ly/charlesLB	

JURISDICTION	Web Address	Scan
Dorchester County	https://bit.ly/dorchesterLB	
Frederick County	https://bit.ly/frederickLB	
Garrett County	https://bit.ly/garrettLB	
Harford County	https://bit.ly/harfordLB	
Howard County	https://bit.ly/howardLB	
Kent County	https://bit.ly/kentLB	
Montgomery County	https://bit.ly/montgomeryLB	
Prince George's County	https://bit.ly/princegeorgesLB	
Queen Anne's County	https://bit.ly/queenanneLB	
Somerset County	https://bit.ly/somersetLB	
St. Mary's County	https://bit.ly/stmarysLB	
Talbot County	https://bit.ly/talbotLB	
Washington County	https://bit.ly/washingtonLB	
Wicomico County	https://bit.ly/wicomicoLB	
Worcester County	https://bit.ly/worcestercountyLB	

STATE OF MARYLAND

LISTING OF JURISDICTIONS

AS OF NOVEMBER 2024

JURISDICTION	Address	Contact
 Allegany County Chairperson: Tom Farrell Clerk: Brandy Gordon Acting Chief Inspector: Tom Melvin	Board of License Commissioners 701 Kelly Road, Room 202 Cumberland, Maryland 21502	Phone: 301-876-9542 E-mail: bgordon@alleganygov.org
 City of Annapolis Chairperson: Regina Watkins-Eldridge Deputy City Clerk: Cynthia Gaines	Alcoholic Beverage Control Board 160 Duke of Gloucester Street Annapolis, Maryland 21401-2526	Phone: 410-263-7942 E-mail: depcityclerk@annapolis.gov cityclerk@annapolis.gov
 Anne Arundel Chairperson: Wayne B. Harris Administrator: Judy J. Hagner	Board of License Commissioners Heritage Complex- Building 2660 2011 D Commerce Park Dr Annapolis, Maryland 21401	Phone: 410-222-1148 E-mail: lqinfo@aacounty.org lqhagn00@aacounty.org
 City of Baltimore Chairperson: Hon. Albert J. Matricciani, Jr. (Ret.) Executive Secretary: Douglas K. Paige Deputy Executive Secretary: Nicholas T.R. Blendy Chief Inspector: John Chrissomallis	Board of Liquor License Commissioners 1 N. Charles St. Suite 1500 Baltimore, Maryland 21201	Phone: 410-396-4377 E-mail: staci.russell@baltimorecity.gov
 Baltimore County Chairperson: Susan R. Green, Esq. Chief Administrator: Michael Mohler	Board of License Commissioners 111 West Chesapeake Avenue, Rm G-14 County Office Building, Mail Stop 1006A Towson, Maryland 21204	Phone: 410-887-3191 E-mail: liquorboard@baltimorecountymd.gov
 Calvert County Chairperson: Vacant Administrator: Linda Tayman Inspector: Mike Stevens	Board of License Commissioners Calvert County Courthouse 175 Main Street Prince Frederick, Maryland 20678	Phone: 410-474-1314 E-mail: liquorboard@calvertcountymd.gov ltayman@davisupton.com
 Caroline County Chairperson: Greg Eigenbrode Administrator: Crystal L. Dadds Inspector: Phillip Moore	Board of License Commissioners Health & Public Services Building 403 South Seventh Street, Suite 210 Denton, Maryland 21629	Phone: 410-479-8100 E-mail: cdadds@carolinemd.org
 Carroll County Chairperson: David L. Brauning, Sr. Administrator: Jo Vance Inspector: Keith Benfer	Board of License Commissioners 225 North Center Street, Room 113 Westminster, Maryland 21157	Phone: 410-386-2094 E-mail: dvance@ccg.carr.org
 Cecil County Chairperson: Stephen A. Miller Director: Earl Bradford Administrative Assistant: Sandra Cumm	Cecil County Liquor Board 200 Chesapeake Boulevard, Suite 1600 Elkton, Maryland 21921	Phone: 410-996-5215 E-mail: ebradford@ccgov.org
 Charles County Chairperson: Kathleen Quade Clerk: Melody Weschler	Board of License Commissioners P.O. Box 2150 La Plata, Maryland 20646	Phone: 301-645-0555 E-mail: weschlem@charlescountymd.gov
 Dorchester County Chairperson: Ricky Travers Inspector: Tyler Bennett	Board of License Commissioners 501 Court Lane, room 101 Cambridge, Maryland 21613	Phone: 410-901-1076 E-mail: tbennett@docogonet.com
 Frederick County Chairperson: Joan Aquilino Director: Dawn Shugars Administrator: Ashley Kneesi-Gay Inspector: Robert Lind	Board of License Commissioners Winchester Hall 1501 Tilco Drive, Suite C Frederick, Maryland 21704	Phone: 301-600-2984 E-mail: liquorboard@frederickcountymd.gov akneessi@frederickcountymd.gov

STATE OF MARYLAND

LISTING OF JURISDICTIONS *Continued*

JURISDICTION	Address	Contact
 Garrett County Chairperson: Michael J. Fratz Administrator: Deborah R. Owston	Liquor Control Board Frederick A. Thayer III Courthouse 203 S 4th Street, Room 208 Oakland, Maryland 21550	Phone: 301-334-1925 E-mail: liquorcontrolboard@garrettcountry.org dowston@garrettcountry.org
 Harford County Chairperson: Wayne S. Goddard Administrator: Mary V. Sporre Chief Inspector: Daniel G. Buchler	Liquor Control Board 16 North Main Street Bel Air, Maryland 21014	Phone: 410-638-3028 E-mail: mvsporre@hclcb.org
 Howard County Chairperson: David Yungmann Administrator: Kel Berg	Board of License Commissioners George Howard Building 3430 Court House Drive Ellicott City, Maryland 21043	Phone: 410-313-2395 E-mail: liquoradmin@howardcountymd.gov
 Kent County President: Ronald H. Fithian Clerk: Sondra Blackiston Inspector: Bonnie S. Pearsall	Board of License Commissioners 400 High Street Chestertown, Maryland 21620	Phone: 410-810-2221 443-282-5785 E-mail: kate@kentgov.org sblackiston@kentgov.org
 Montgomery County Chairperson: Man Cho Director: Kathie Durbin Montgomery	Alcohol Beverage Services (ABS) 201 Edison Park Drive Gaithersburg, Maryland 20878	Phone: 240-777-1900 E-mail: abs@montgomerycountymd.gov Kathie.durbin@montgomerycountymd.gov
 Prince George's County Chairperson: Oretta Bridgwaters-Simms Director: Terence Sheppard Chief Inspector: Robert Clark Administrator: Patricia L. Bell	Board of License Commissioners 9200 Basil Court, Suite 420 Largo, Maryland 20774	Phone: 301-583-9980 E-mail: blc@co.pg.md.us
 Queen Anne's County Chairperson: John T. McQueeney Clerk: Cathy Maxwell Inspector: Mandy Calvert	Board of License Commissioners 160 Coursevall Drive Centreville, Maryland 21617	Phone: 410-758-1255 E-mail: cmaxwell@qac.org
 Somerset County Chairperson: Robert E. Murphey	Board of License Commissioners 11754 Somerset Avenue Princess Anne, Maryland 21853	Phone: 410-651-3857
 St. Mary's County Chairperson (At Large): David Willenborg Administrator: Tamara Hildebrand Inspector: Kevin Hall	Alcohol Beverage Board P.O. Box 653 41650 Tudor Hall Road Leonardtown, Maryland 20650	Phone: 301-475-4200 ext. 1600 E-mail: Tamara.Hildebrand@stmarysmd.com
 Talbot County Chairperson: John M. Gottschalk Secretary: Victoria E. Bradley Inspector: Duane Gottschalk	Board of License Commissioners 11 North Washington Courthouse, South Wing Easton, Maryland 21601	Phone: 410-770-8019 E-mail: VBradley@talbotcountymd.gov
 Washington County Chairperson: Robert J. Buczkowski Administrator: Vaun Miles Inspector: Ronald Frey	Washington County Liquor Board 1260 Maryland Avenue, South Entrance, Ste 104 Hagerstown, Maryland 21740	Phone: 301-797-4591 E-mail: admin@wcliquorboard.com
 Wicomico County Chairperson: Jennifer Jordan Admin. Secretary: Christine Travis Chief Inspector: Richard Gardner	Board of License Commissioners 212 West Main Street, Suite 304 Salisbury, Maryland 21801	Phone: 410-548-4835 E-mail: ctravis@wicomocounty.org
 Worcester County Chairperson: William E. Esham, Jr. Administrator: April Payne	Board of License Commissioners One West Market- Room 1201 Snow Hill, Maryland 21863	Phone: 410-632-1200 ext. 1120 E-mail: apayne@co.worcester.md.us

LIQUOR CONTROL BOARDS

MONTGOMERY COUNTY

Alcohol Beverage Services (ABS)

201 Edison Park Drive, Gaithersburg, Maryland 20878

Phone: 240-777-1900

DISPENSARY LOCATIONS

Aspen Hill	Fallsgrove	Kingsview	Seneca Meadows
Burtonsville	Flower Avenue	Leisure World	Silver Spring
Cabin John	Gaithersburg Square	Montrose	Walnut Hill
Clarksburg Village	Goshen Crossing	Muddy Branch	Westwood
Cloverly	Hampden Lane	Olney	Wheaton
Darnestown	Kensington	Poolesville	White Oak
Downtown Rockville	King Farm	Potomac	

WICOMICO COUNTY

Liquor Control Board

807 S Salisbury Boulevard, Salisbury, Maryland 21801

Phone: 410-749-5721

DISPENSARY LOCATIONS

Salisbury (3)

STATE OF MARYLAND

CLERKS OF THE COURT

Dawne D. Lindsey, Clerk
Allegany County Circuit Court
30 Washington Street
Cumberland, Maryland 21502
Telephone: 301-777-5923
1-800-988-9087

Scott A. Poyer, Clerk
Anne Arundel County Circuit Court
8 Church Circle
Annapolis, Maryland 21404
Telephone: 410-222-1397
1-888-246-0615

Xavier Conaway, Clerk
Baltimore City Circuit Court
111 North Calvert Street, Room 412
Baltimore, Maryland 21202
Telephone: 410-333-3733

Julie Ensor, Clerk
Baltimore County Circuit Court
401 Bosley Avenue
P.O. Box 6754
Townson, Maryland 21285
Telephone: 410-887-2601
1-800-938-5802

Kathy P. Smith, Clerk
Calvert County Circuit Court
175 Main Street
Prince Frederick, Maryland 20678
Telephone: 410-535-1660
1-888-535-0113

Terry Lord, Clerk
Caroline County Circuit Court
109 Market Street
P.O. Box 458
Denton, Maryland 21629
Telephone: 410-479-1811

Heather S. DeWees, Clerk
Carroll County Circuit Court
55 North Court Street
Westminster, Maryland 21157
Telephone: 410-386-8710
1-888-786-0039

Charlene M. Notarcola, Clerk
Cecil County Circuit Court
129 East Main Street
Elkton, Maryland 21921
Telephone: 410-996-1021
1-888-287-0576

Lisa Yates, Clerk
Charles County Circuit Court
200 Charles Street
La Plata, Maryland 20646
Telephone: 301-932-3201
301-870-2659

Amy J. Craig, Clerk
Dorchester County Circuit Court
P.O. Box 150
206 High Street
Cambridge, Maryland 21613
Telephone: 410-228-0481
1-800-340-9186

Sandra K. Dalton, Clerk
Frederick County Circuit Court
100 West Patrick Street
Frederick, Maryland 21701
Telephone: 301-600-1976
1-800-341-8797

William L. Bittinger, Clerk
Garrett County Circuit Court
203 South 4th Street, Room 109
P.O. Box 447
Oakland, Maryland 21550
Telephone: 301-334-1937
1-800-989-9760

Michelle Karczeski, Clerk
Harford County Circuit Court
20 West Courtland Street
Bel Air, Maryland 21014
Telephone: 410-638-3426
1-800-989-8296

Wayne A. Robey, Clerk
Howard County Circuit Court
9250 Judicial Way, Suite 1900
Ellicott City, Maryland 21043
Telephone: 410-313-2111
1-888-313-0197

Sherise L. Kennard, Clerk
Kent County Circuit Court
103 North Cross Street
Chestertown, Maryland 21620
Telephone: 410-778-7460
1-800-989-2520

Karen A. Bushell, Clerk
Montgomery County Circuit Court
50 Maryland Avenue, North
Tower, 3rd Floor, Room 3200
Rockville, Maryland 20850
Telephone: 240-777-9467
1-888-287-0593

Mahasin El Amin, Clerk
Prince George's County Circuit Court
14735 Main Street
Upper Marlboro, Maryland 20772
Telephone: 301-952-3318
1-800-937-1335

Katherine B. Hager, Clerk
Queen Anne's County Circuit Court
200 North Commerce Street
Centreville, Maryland 21617
Telephone: 410-758-1773
1-800-987-7591

Debra J. "Debbie" Burch, Clerk
St. Mary's County Circuit Court
P.O. Box 676
41605 Courthouse Drive
Leonardtown, Maryland 20650
Telephone: 301-475-7844
1-800-988-5052

Charles Horner, Clerk
Somerset County Circuit Court
30512 Prince William Street
Princess Anne, Maryland 21853
Telephone: 410-845-4840
1-800-341-2206

Kathi Dulin Duvall, Clerk
Talbot County Circuit Court
11 North Washington Street Suite 16
Easton, Maryland 21601
Telephone: 410-822-2611
1-800-339-3403

Kevin R. Tucker, Clerk
Washington County Circuit Court
24 Summit Avenue
Hagerstown, Maryland 21740
Telephone: 301-733-8660
1-800-937-2062

James B. McAllister, Clerk
Wicomico County Circuit Court
Court House, Room 105
101 North Division Street
P.O. Box 198
Salisbury, Maryland 21803
Telephone: 410-543-6551
1-800-989-6592

Susan Braniecki, Clerk
Worcester County Circuit Court
Court House, Room 104
One West Market Street
Snow Hill, Maryland 21863
Telephone: 410-632-5500
1-800-340-0691

ATCC

Alcohol, Tobacco, and Cannabis Commission



1215 EAST FORT AVENUE

Suite 300
Baltimore, MD 21230

PHONE
(443) 300-6990

EMAIL
atcc.info@maryland.gov

 [/atccmd](#)

 [/@atccmaryland](#)

 [/atccmd](#)

 [/company/atccmd](#)

atcc.maryland.gov